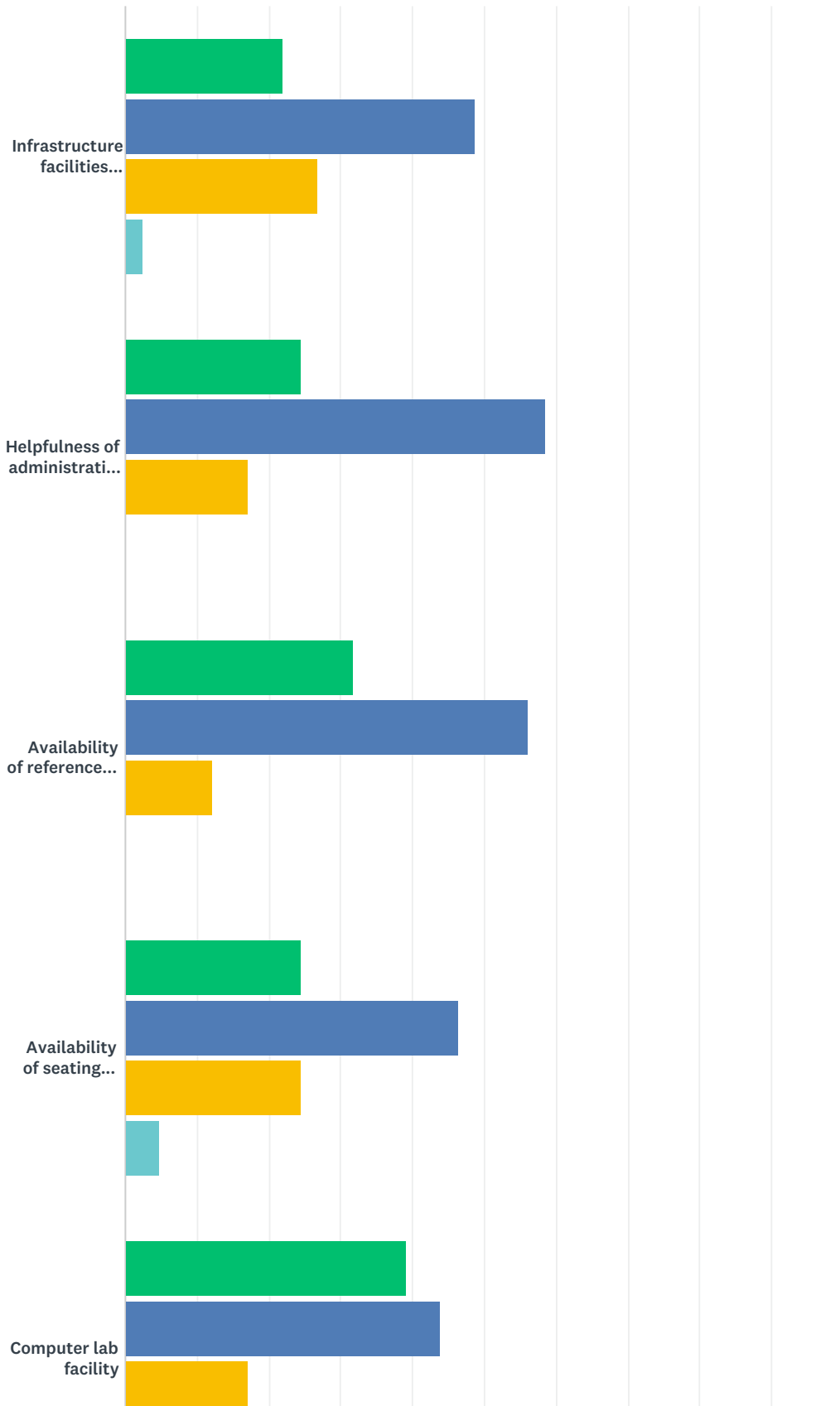
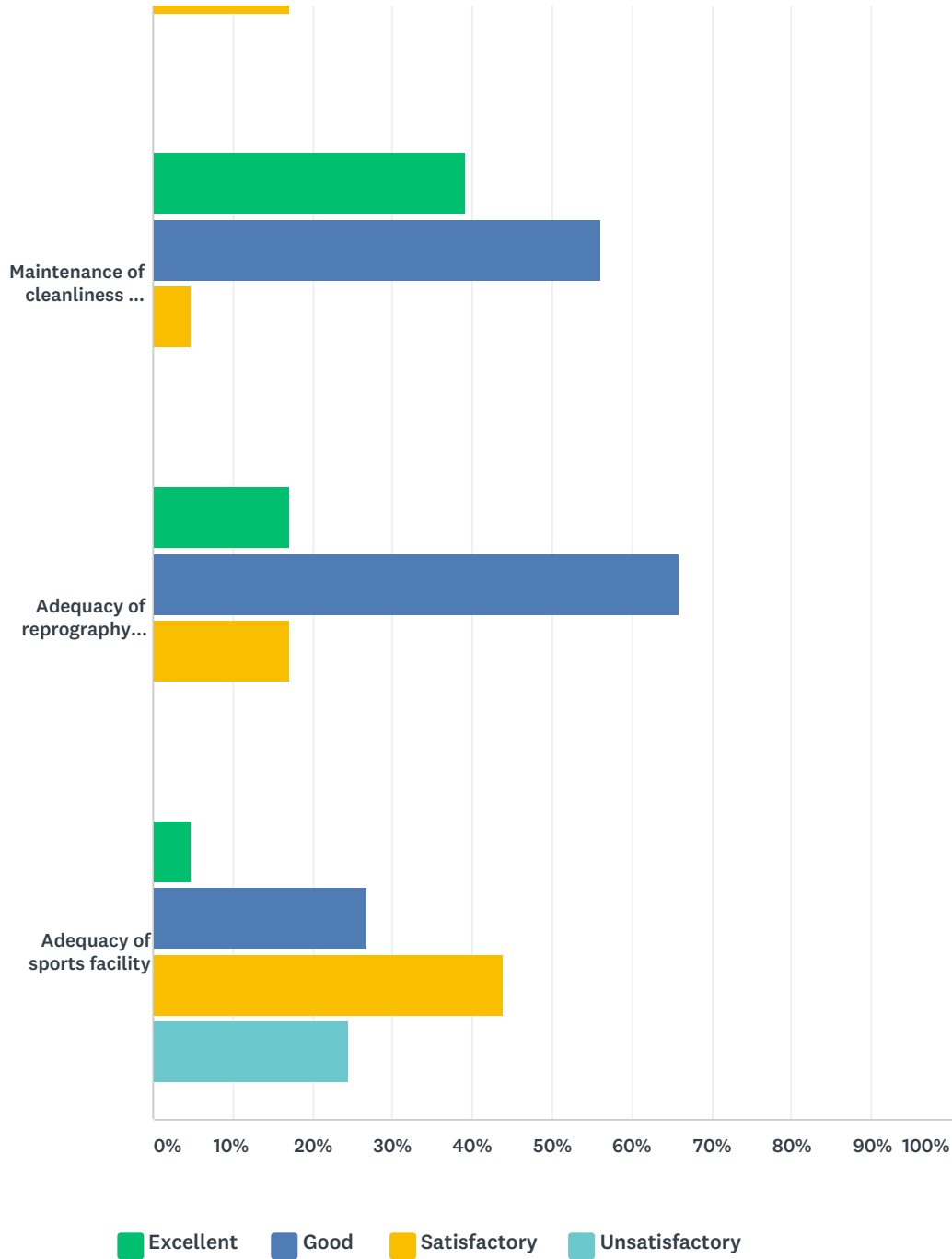


Q1 Please rate the quality of DYPIMS in the following areas:

Answered: 41 Skipped: 0





	EXCELLENT	GOOD	SATISFACTORY	UNSATISFACTORY	TOTAL
Infrastructure facilities provided by DYPIMS	21.95% 9	48.78% 20	26.83% 11	2.44% 1	41
Helpfulness of administrative staff	24.39% 10	58.54% 24	17.07% 7	0.00% 0	41
Availability of reference material/books in the library	31.71% 13	56.10% 23	12.20% 5	0.00% 0	41
Availability of seating space in the library	24.39% 10	46.34% 19	24.39% 10	4.88% 2	41
Computer lab facility	39.02% 16	43.90% 18	17.07% 7	0.00% 0	41

Maintenance of cleanliness in the college premises	39.02% 16	56.10% 23	4.88% 2	0.00% 0	41
Adequacy of reprography support service	17.07% 7	65.85% 27	17.07% 7	0.00% 0	41
Adequacy of sports facility	4.88% 2	26.83% 11	43.90% 18	24.39% 10	41

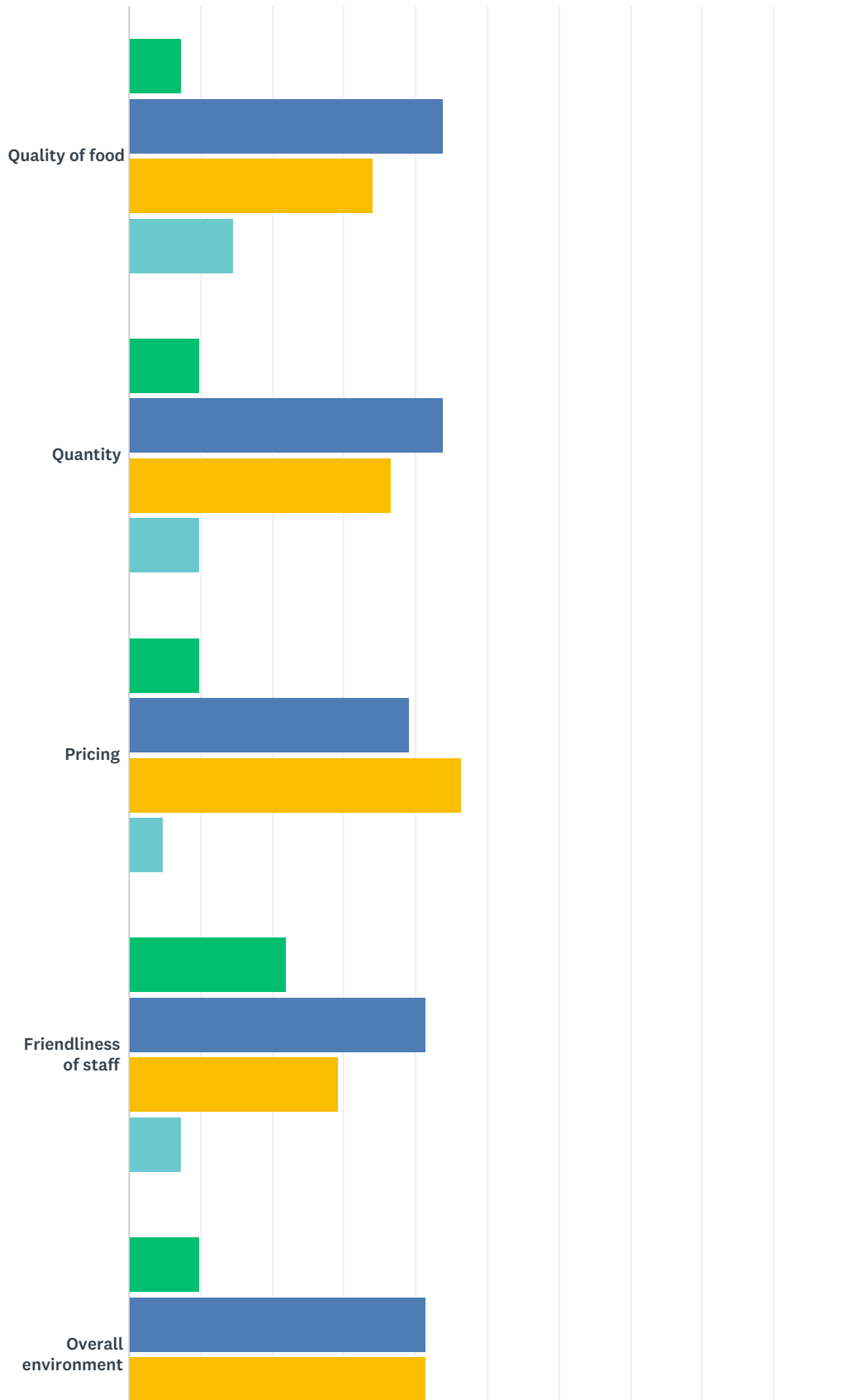
Q2 If you have any suggestions or comments, write them here. All responses will be kept confidential.

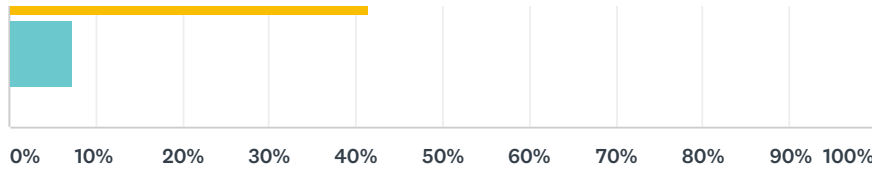
Answered: 3 Skipped: 38

#	RESPONSES	DATE
1	infrastructure is not as expected.	11/19/2018 5:40 PM
2	Few different type of sports activities should be included.	11/19/2018 5:22 PM
3	Parking problem	11/19/2018 5:22 PM

Q3 Please rate the quality of Canteen facilities in the following areas:

Answered: 41 Skipped: 0





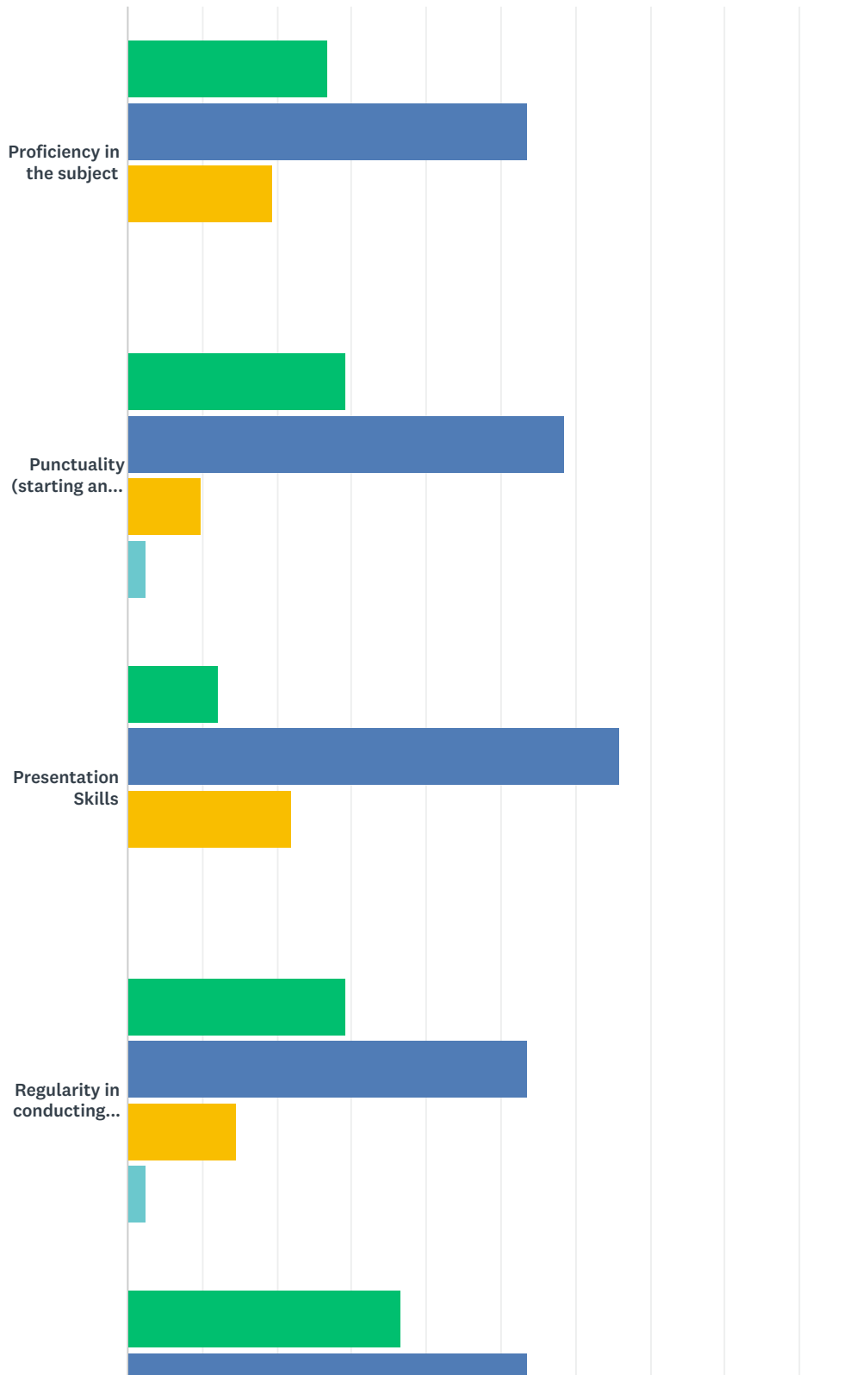
■ Excellent
 ■ Good
 ■ Satisfactory
 ■ Unsatisfactory

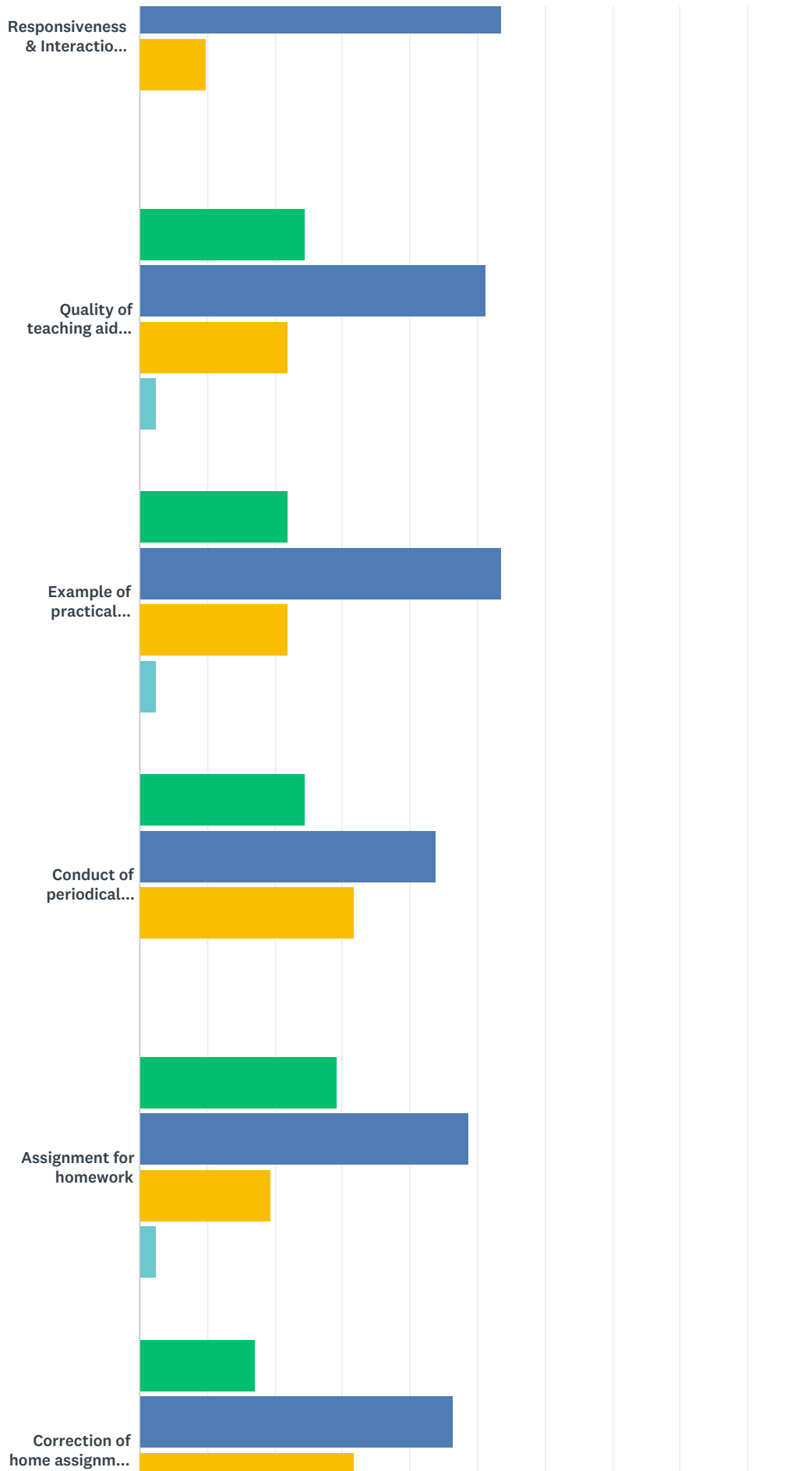
	EXCELLENT	GOOD	SATISFACTORY	UNSATISFACTORY	TOTAL
Quality of food	7.32% 3	43.90% 18	34.15% 14	14.63% 6	41
Quantity	9.76% 4	43.90% 18	36.59% 15	9.76% 4	41
Pricing	9.76% 4	39.02% 16	46.34% 19	4.88% 2	41
Friendliness of staff	21.95% 9	41.46% 17	29.27% 12	7.32% 3	41
Overall environment	9.76% 4	41.46% 17	41.46% 17	7.32% 3	41

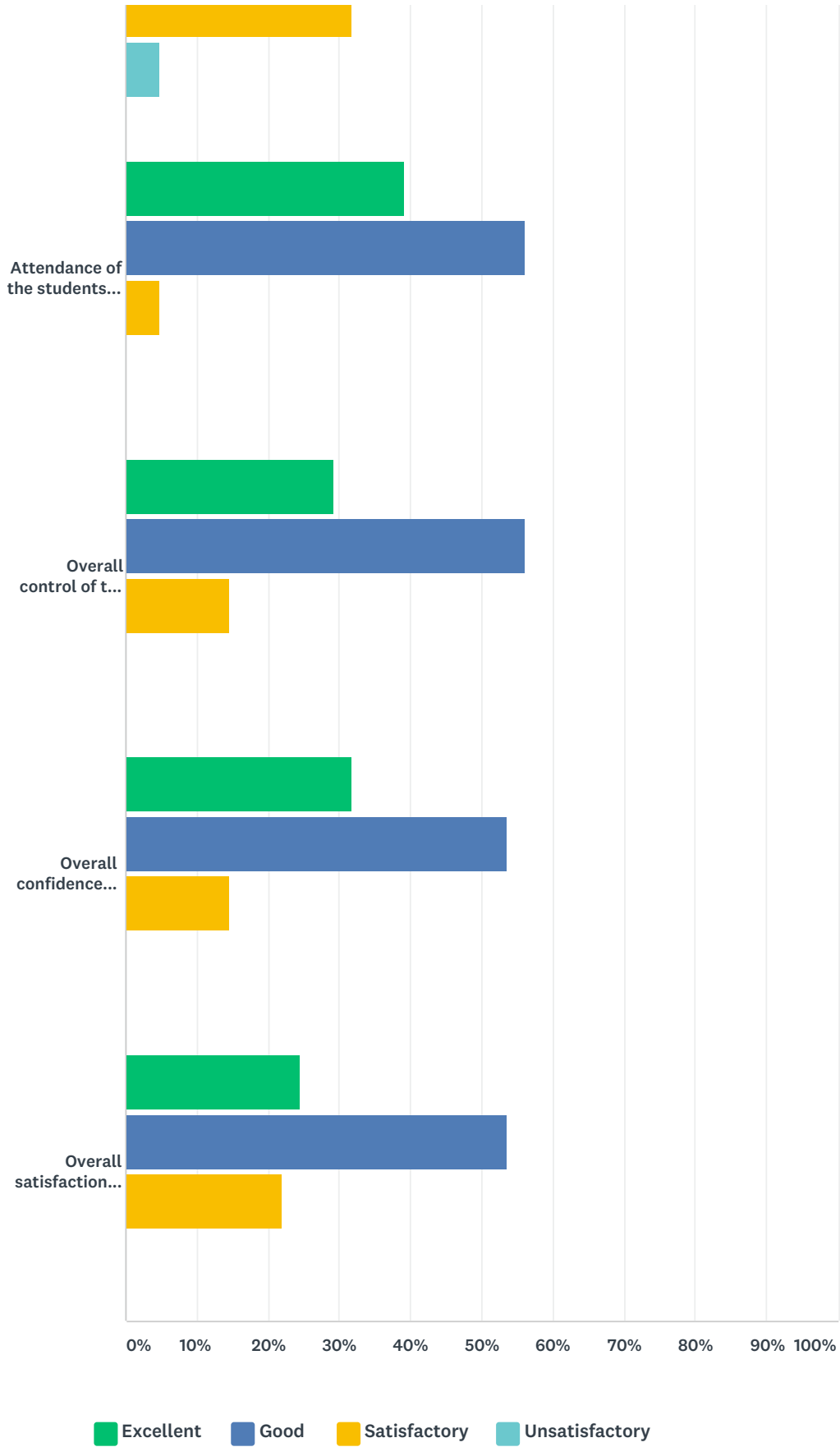
#	PLEASE PROVIDE YOUR COMMENTS IN THE SPACE PROVIDED BELOW	DATE
1	Development is needed.	11/19/2018 5:41 PM
2	The quality of food is not at all good. Ambiance is not satisfactory.	11/19/2018 5:25 PM

Q4 Please rate the following faculty on the basis of the parameters listed below: Subject: Accounting for Business Decisions Faculty: Ms Monika Gorkhe

Answered: 41 Skipped: 0





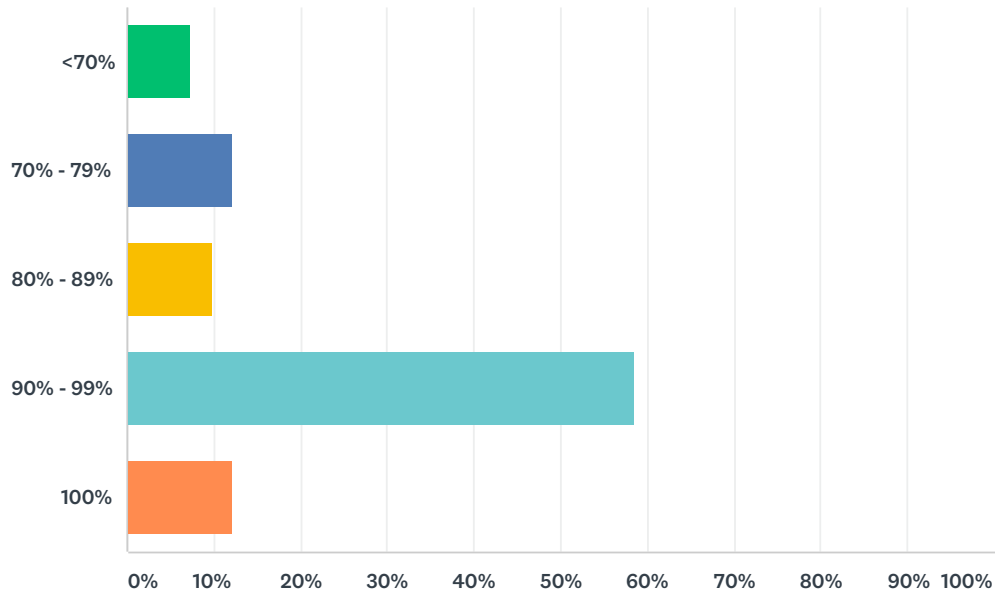


EXCELLENT	GOOD	SATISFACTORY	UNSATISFACTORY	TOTAL
-----------	------	--------------	----------------	-------

Proficiency in the subject	26.83% 11	53.66% 22	19.51% 8	0.00% 0	41
Punctuality (starting and ending the class on time)	29.27% 12	58.54% 24	9.76% 4	2.44% 1	41
Presentation Skills	12.20% 5	65.85% 27	21.95% 9	0.00% 0	41
Regularity in conducting lectures	29.27% 12	53.66% 22	14.63% 6	2.44% 1	41
Responsiveness & Interaction with the students	36.59% 15	53.66% 22	9.76% 4	0.00% 0	41
Quality of teaching aids used (notes, slides, handouts, LCD projectors etc)	24.39% 10	51.22% 21	21.95% 9	2.44% 1	41
Example of practical applications pertaining to the topic covered	21.95% 9	53.66% 22	21.95% 9	2.44% 1	41
Conduct of periodical tests	24.39% 10	43.90% 18	31.71% 13	0.00% 0	41
Assignment for homework	29.27% 12	48.78% 20	19.51% 8	2.44% 1	41
Correction of home assignment on time	17.07% 7	46.34% 19	31.71% 13	4.88% 2	41
Attendance of the students in the class	39.02% 16	56.10% 23	4.88% 2	0.00% 0	41
Overall control of the class	29.27% 12	56.10% 23	14.63% 6	0.00% 0	41
Overall confidence attained in the subject	31.71% 13	53.66% 22	14.63% 6	0.00% 0	41
Overall satisfaction with the faculty	24.39% 10	53.66% 22	21.95% 9	0.00% 0	41

Q5 What is the % of course completion?

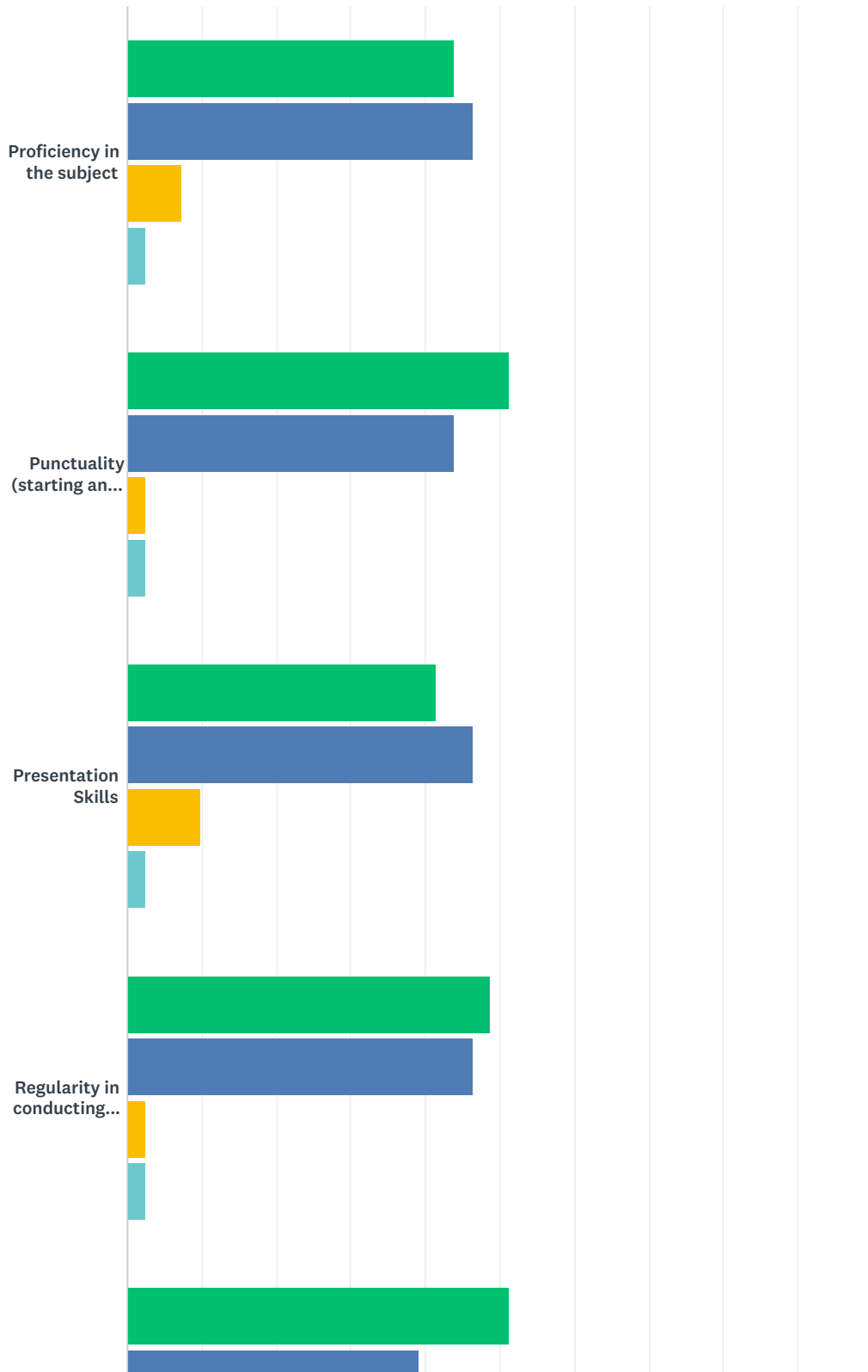
Answered: 41 Skipped: 0

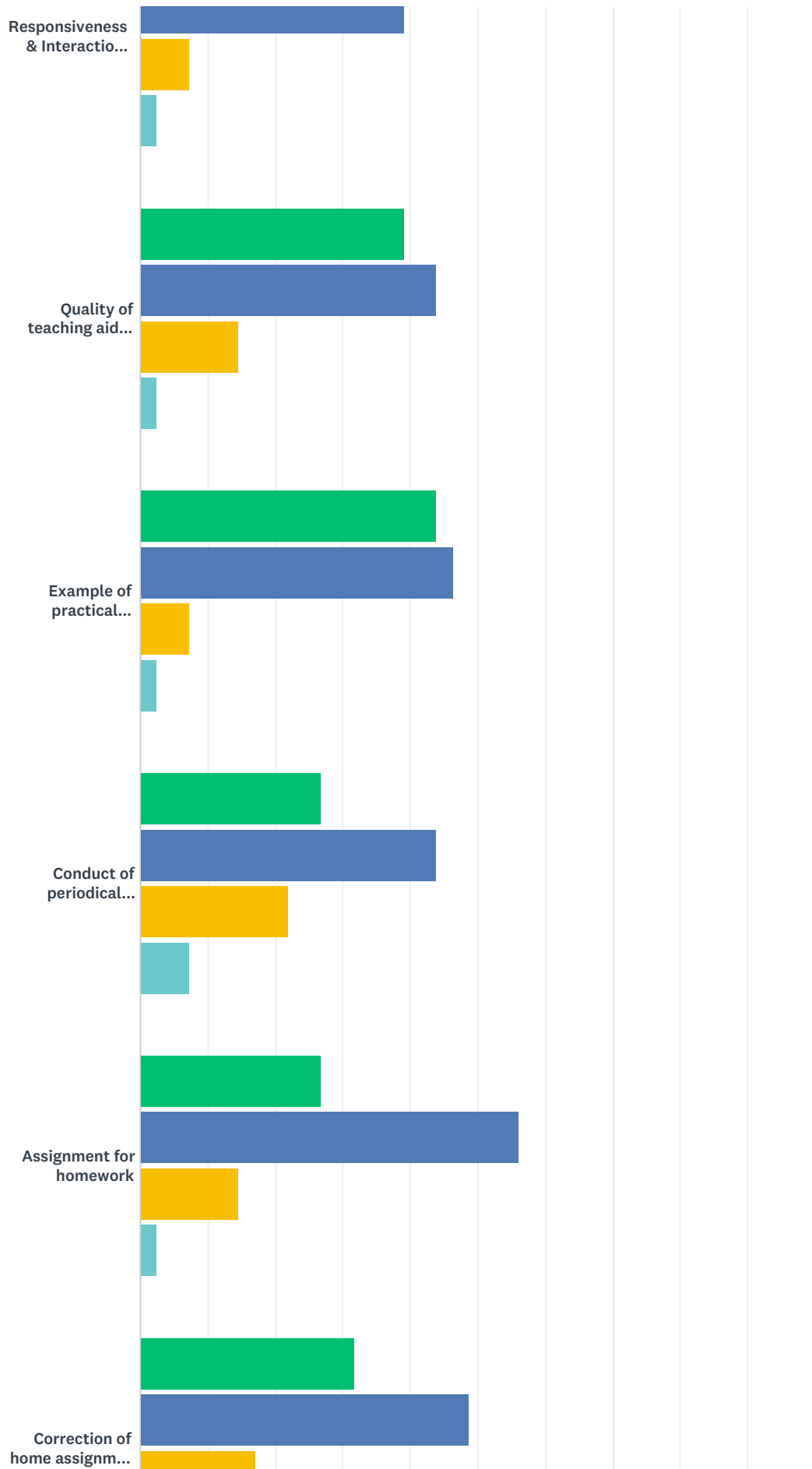


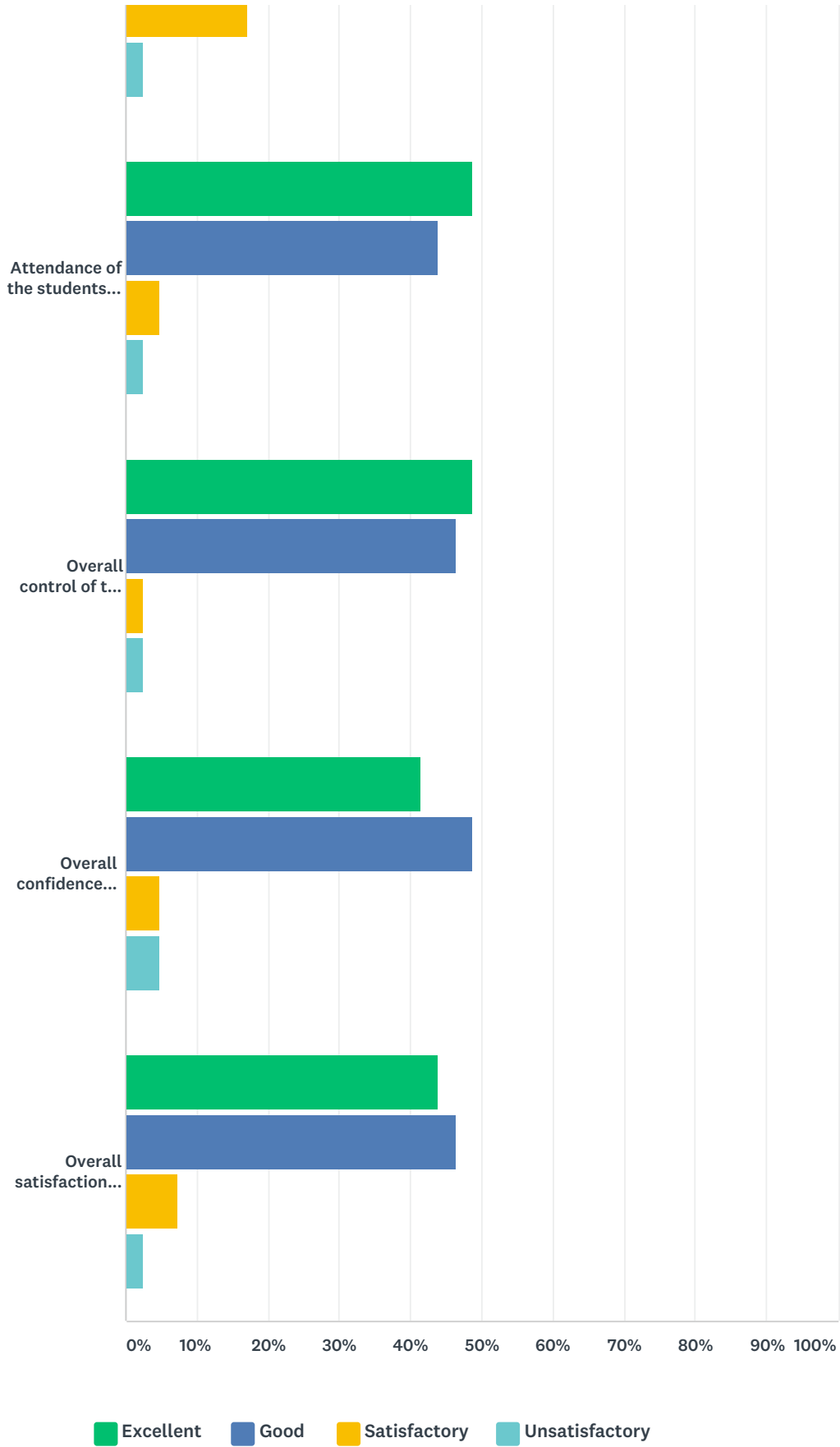
ANSWER CHOICES	RESPONSES	
<70%	7.32%	3
70% - 79%	12.20%	5
80% - 89%	9.76%	4
90% - 99%	58.54%	24
100%	12.20%	5
TOTAL		41

Q6 Please rate the following faculty on the basis of the parameters listed below: Subject: Economic Analysis for Business Decisions Faculty: Mr Shivaji Mane

Answered: 41 Skipped: 0







■ Excellent
 ■ Good
 ■ Satisfactory
 ■ Unsatisfactory

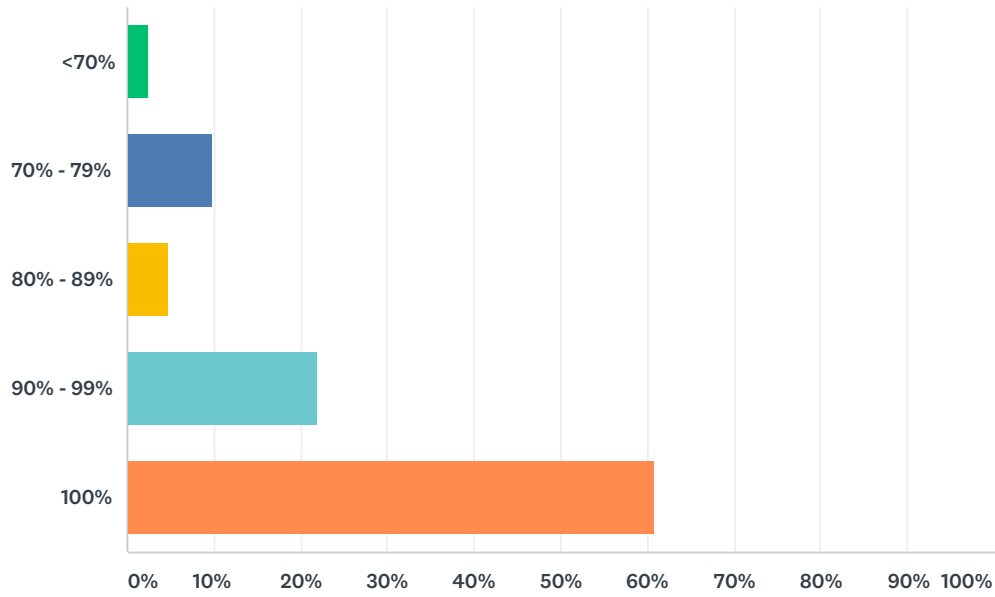
EXCELLENT	GOOD	SATISFACTORY	UNSATISFACTORY	TOTAL
-----------	------	--------------	----------------	-------

Proficiency in the subject	43.90%	46.34%	7.32%	2.44%	41
	18	19	3	1	
Punctuality (starting and ending the class on time)	51.22%	43.90%	2.44%	2.44%	41
	21	18	1	1	
Presentation Skills	41.46%	46.34%	9.76%	2.44%	41
	17	19	4	1	
Regularity in conducting lectures	48.78%	46.34%	2.44%	2.44%	41
	20	19	1	1	
Responsiveness & Interaction with the students	51.22%	39.02%	7.32%	2.44%	41
	21	16	3	1	
Quality of teaching aids used (notes, slides, handouts, LCD projectors etc)	39.02%	43.90%	14.63%	2.44%	41
	16	18	6	1	
Example of practical applications pertaining to the topic covered	43.90%	46.34%	7.32%	2.44%	41
	18	19	3	1	
Conduct of periodical tests	26.83%	43.90%	21.95%	7.32%	41
	11	18	9	3	
Assignment for homework	26.83%	56.10%	14.63%	2.44%	41
	11	23	6	1	
Correction of home assignment on time	31.71%	48.78%	17.07%	2.44%	41
	13	20	7	1	
Attendance of the students in the class	48.78%	43.90%	4.88%	2.44%	41
	20	18	2	1	
Overall control of the class	48.78%	46.34%	2.44%	2.44%	41
	20	19	1	1	
Overall confidence attained in the subject	41.46%	48.78%	4.88%	4.88%	41
	17	20	2	2	
Overall satisfaction with the faculty	43.90%	46.34%	7.32%	2.44%	41
	18	19	3	1	

#	OTHER (PLEASE SPECIFY)	DATE
1	THE BEST SIR	11/20/2018 12:07 PM

Q7 What is the % of course completion?

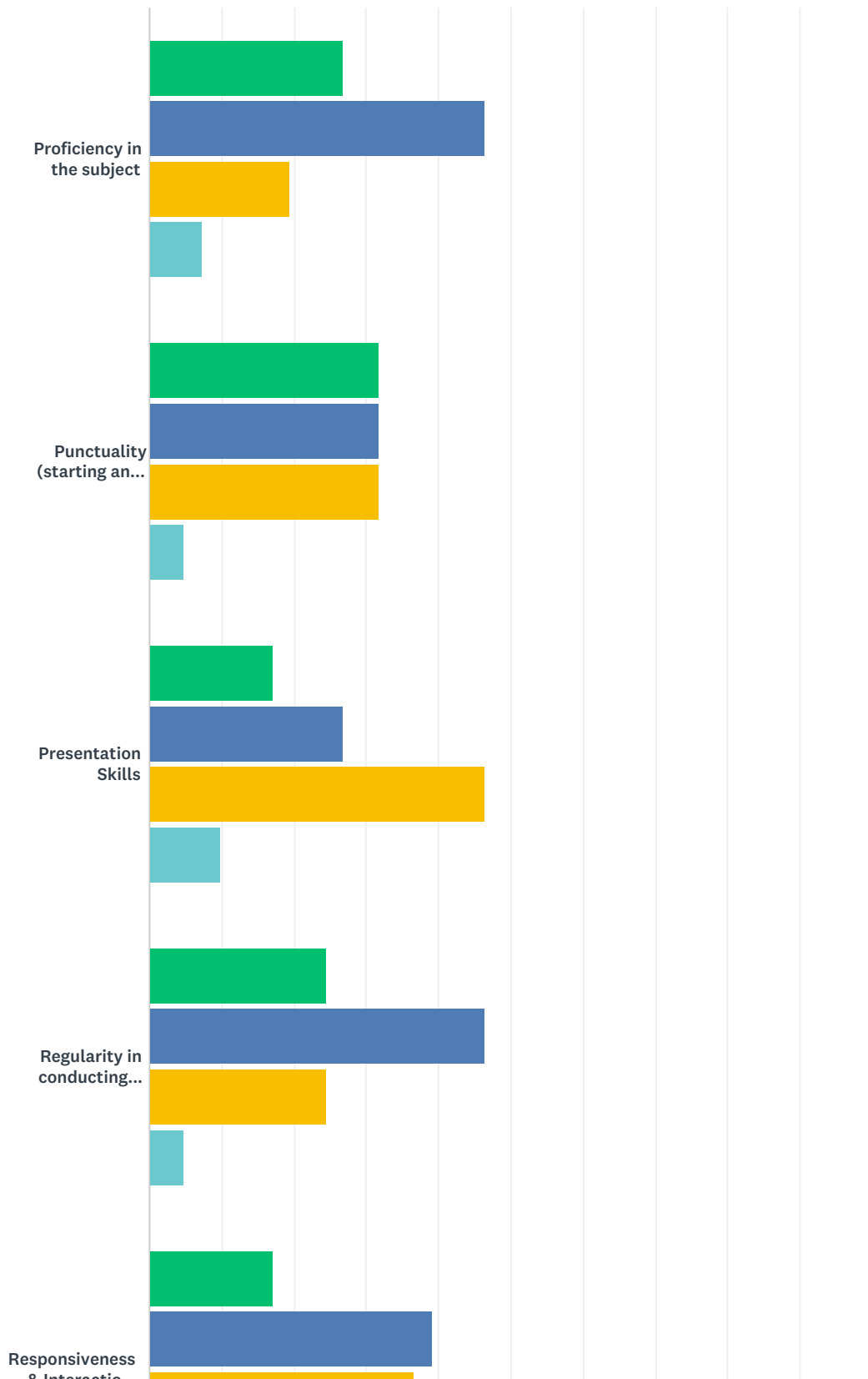
Answered: 41 Skipped: 0

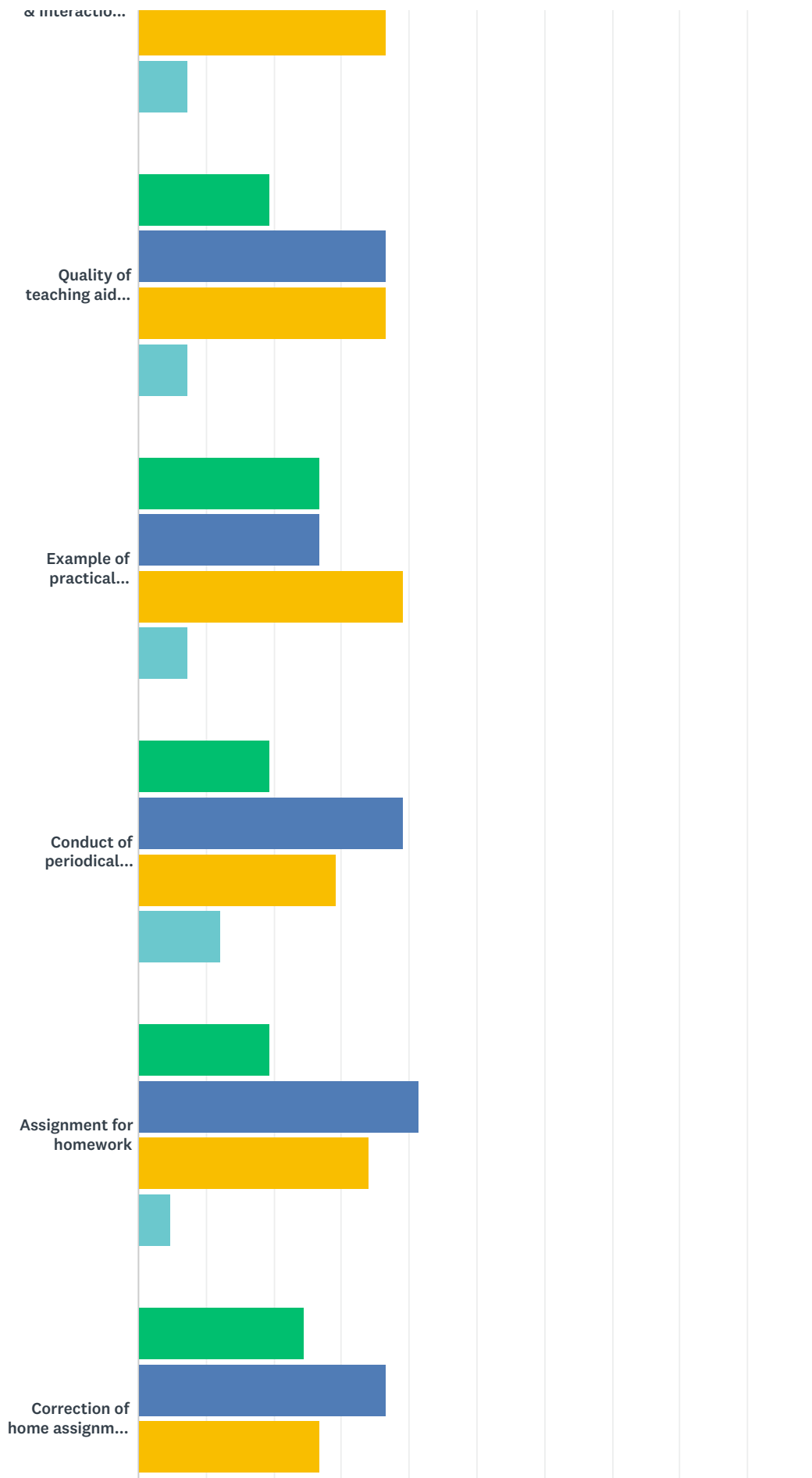


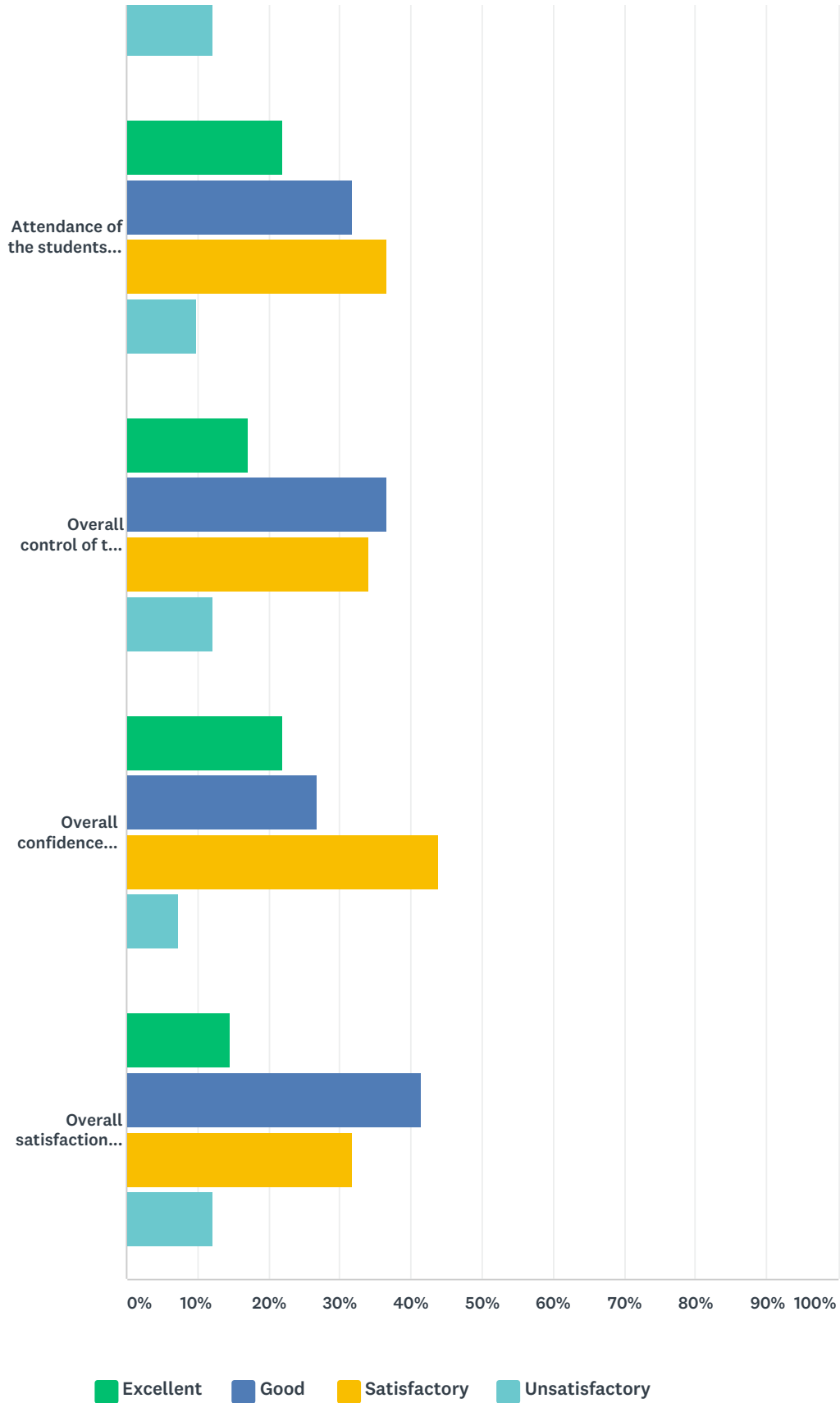
ANSWER CHOICES	RESPONSES	
<70%	2.44%	1
70% - 79%	9.76%	4
80% - 89%	4.88%	2
90% - 99%	21.95%	9
100%	60.98%	25
TOTAL		41

Q8 Please rate the following faculty on the basis of the parameters listed below: Subject: Legal Aspects of Business Faculty: Dr Vikram Deokar

Answered: 41 Skipped: 0





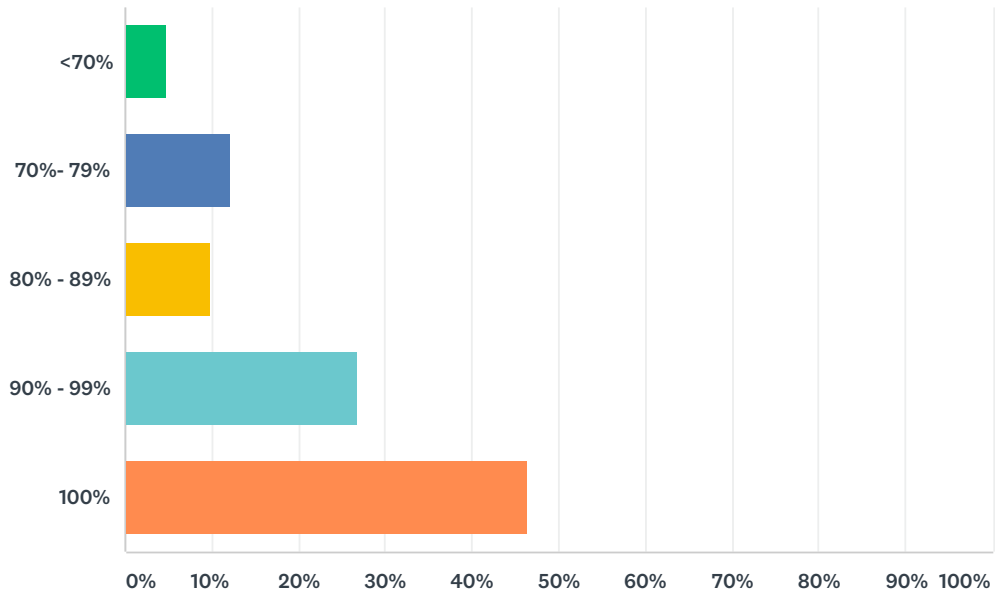


	EXCELLENT	GOOD	SATISFACTORY	UNSATISFACTORY	TOTAL
Proficiency in the subject	26.83% 11	46.34% 19	19.51% 8	7.32% 3	41

Punctuality (starting and ending the class on time)	31.71% 13	31.71% 13	31.71% 13	4.88% 2	41
Presentation Skills	17.07% 7	26.83% 11	46.34% 19	9.76% 4	41
Regularity in conducting lectures	24.39% 10	46.34% 19	24.39% 10	4.88% 2	41
Responsiveness & Interaction with the students	17.07% 7	39.02% 16	36.59% 15	7.32% 3	41
Quality of teaching aids used (notes, slides, handouts, LCD projectors etc)	19.51% 8	36.59% 15	36.59% 15	7.32% 3	41
Example of practical applications pertaining to the topic covered	26.83% 11	26.83% 11	39.02% 16	7.32% 3	41
Conduct of periodical tests	19.51% 8	39.02% 16	29.27% 12	12.20% 5	41
Assignment for homework	19.51% 8	41.46% 17	34.15% 14	4.88% 2	41
Correction of home assignment on time	24.39% 10	36.59% 15	26.83% 11	12.20% 5	41
Attendance of the students in the class	21.95% 9	31.71% 13	36.59% 15	9.76% 4	41
Overall control of the class	17.07% 7	36.59% 15	34.15% 14	12.20% 5	41
Overall confidence attained in the subject	21.95% 9	26.83% 11	43.90% 18	7.32% 3	41
Overall satisfaction with the faculty	14.63% 6	41.46% 17	31.71% 13	12.20% 5	41

Q9 What is the % of course completion?

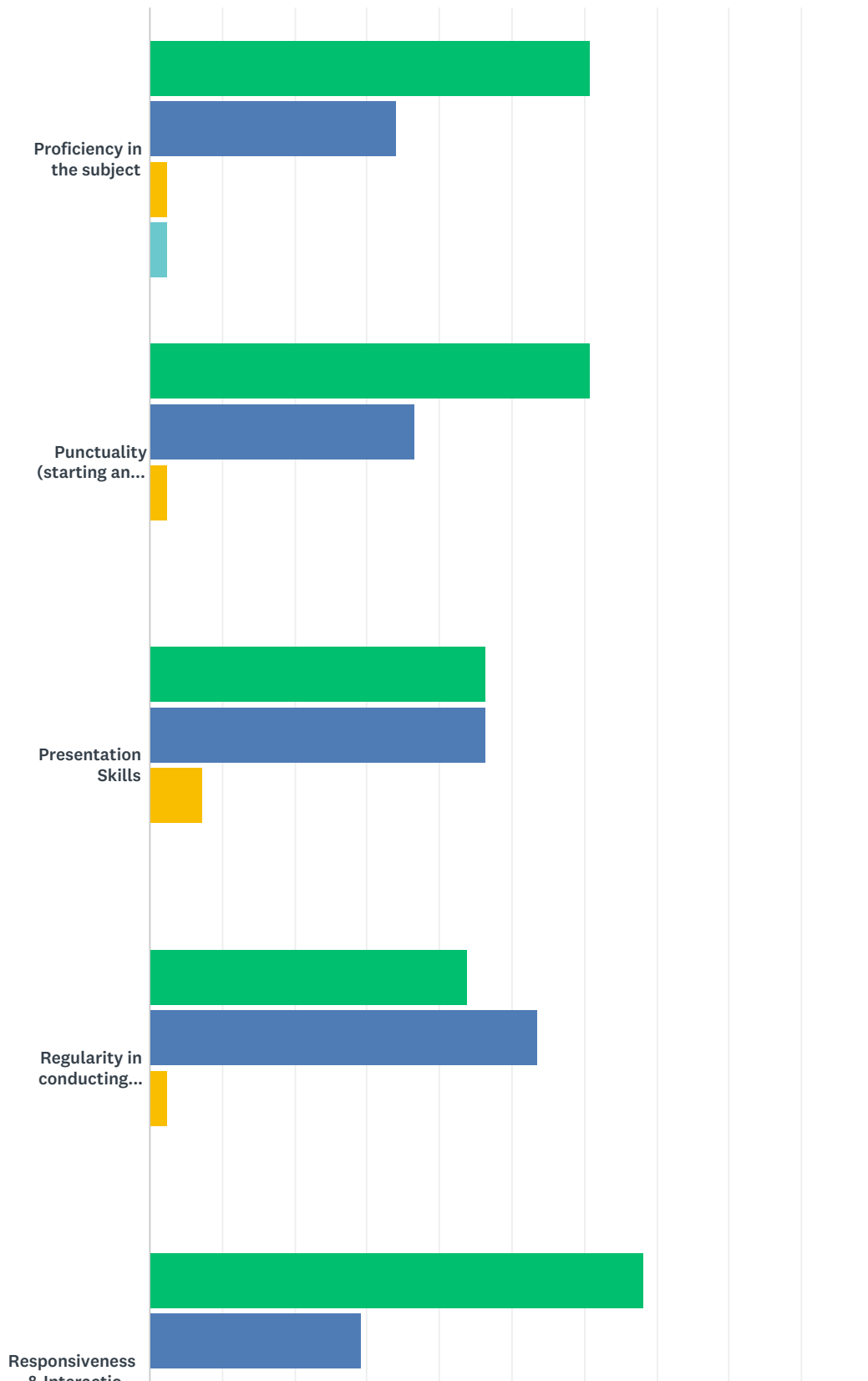
Answered: 41 Skipped: 0

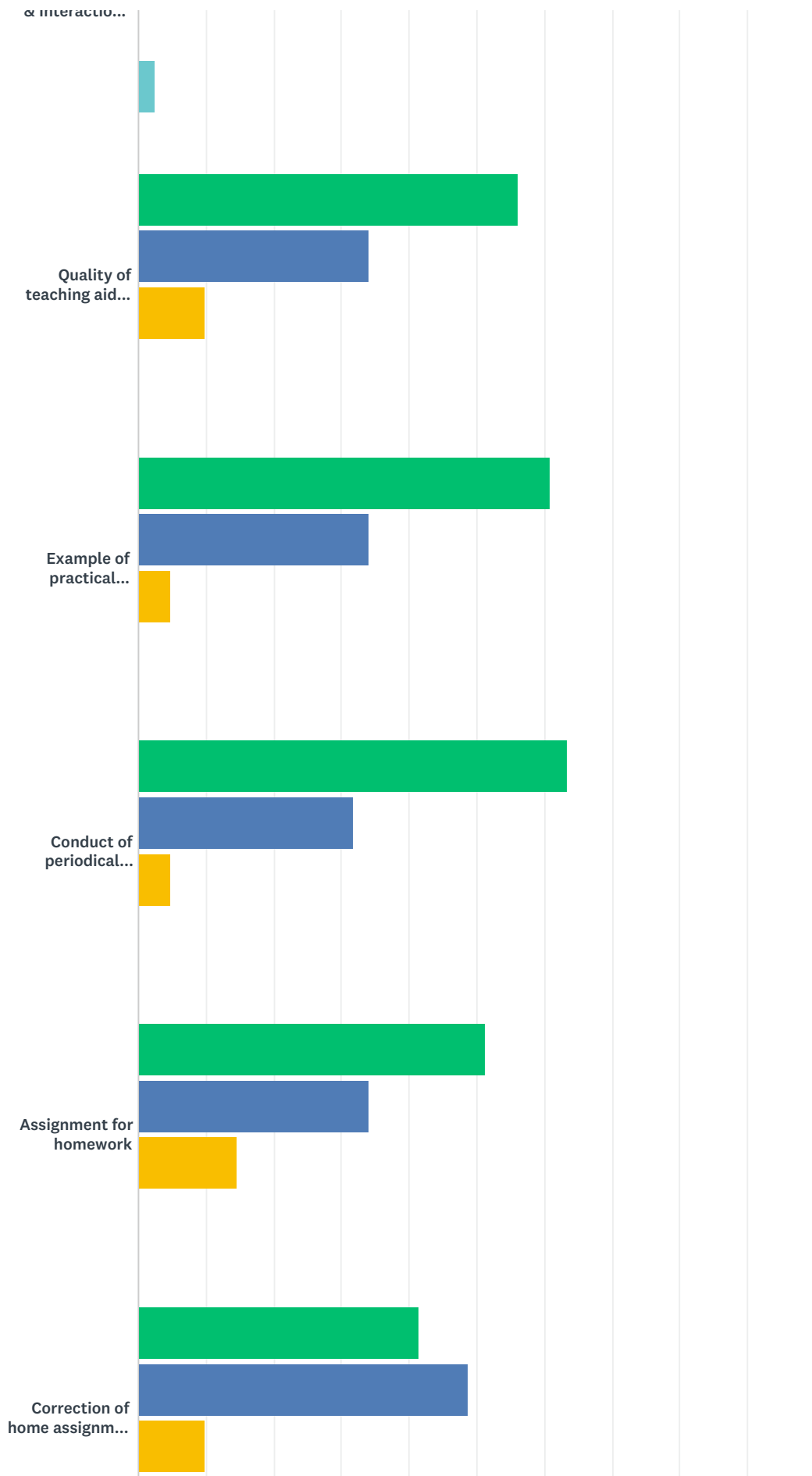


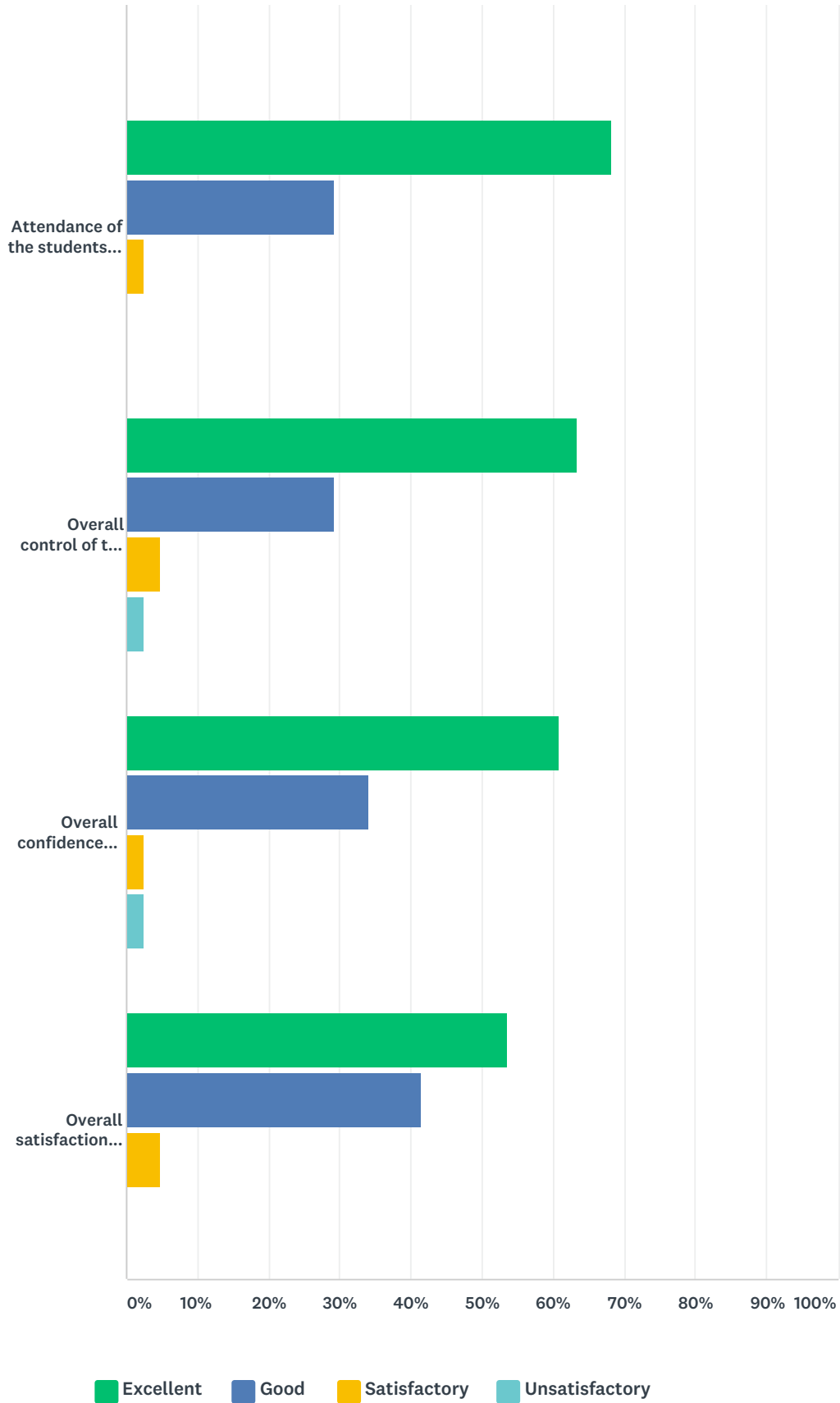
ANSWER CHOICES	RESPONSES	
<70%	4.88%	2
70%- 79%	12.20%	5
80% - 89%	9.76%	4
90% - 99%	26.83%	11
100%	46.34%	19
TOTAL		41

Q10 Please rate the following faculty on the basis of the parameters listed below: Subject: Business Research Methods Faculty: Dr Amitabh Patnaik

Answered: 41 Skipped: 0







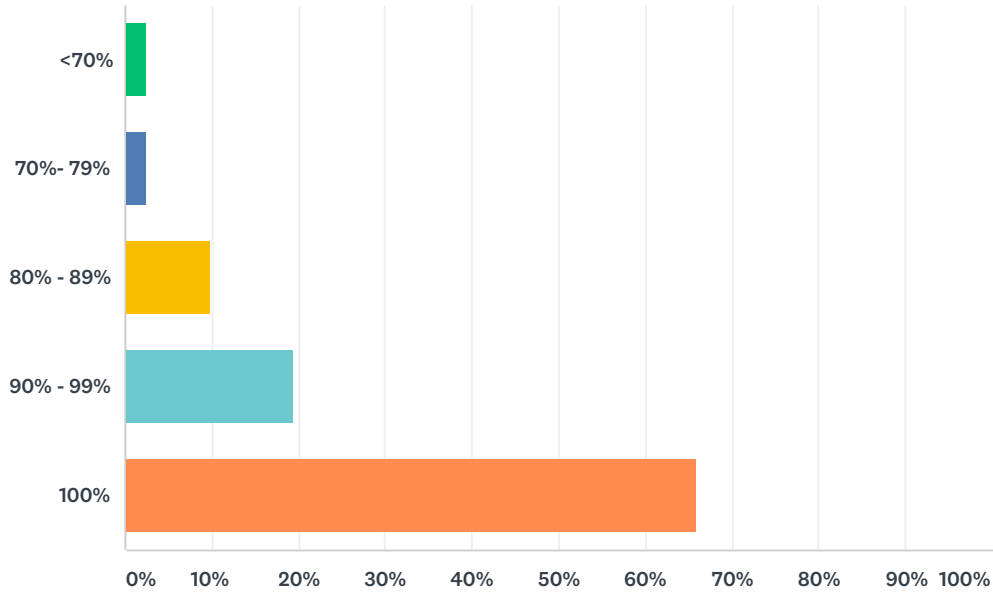
	EXCELLENT	GOOD	SATISFACTORY	UNSATISFACTORY	TOTAL
Proficiency in the subject	60.98% 25	34.15% 14	2.44% 1	2.44% 1	41

Punctuality (starting and ending the class on time)	60.98%	36.59%	2.44%	0.00%	41
	25	15	1	0	
Presentation Skills	46.34%	46.34%	7.32%	0.00%	41
	19	19	3	0	
Regularity in conducting lectures	43.90%	53.66%	2.44%	0.00%	41
	18	22	1	0	
Responsiveness & Interaction with the students	68.29%	29.27%	0.00%	2.44%	41
	28	12	0	1	
Quality of teaching aids used (notes, slides, handouts, LCD projectors etc)	56.10%	34.15%	9.76%	0.00%	41
	23	14	4	0	
Example of practical applications pertaining to the topic covered	60.98%	34.15%	4.88%	0.00%	41
	25	14	2	0	
Conduct of periodical tests	63.41%	31.71%	4.88%	0.00%	41
	26	13	2	0	
Assignment for homework	51.22%	34.15%	14.63%	0.00%	41
	21	14	6	0	
Correction of home assignment on time	41.46%	48.78%	9.76%	0.00%	41
	17	20	4	0	
Attendance of the students in the class	68.29%	29.27%	2.44%	0.00%	41
	28	12	1	0	
Overall control of the class	63.41%	29.27%	4.88%	2.44%	41
	26	12	2	1	
Overall confidence attained in the subject	60.98%	34.15%	2.44%	2.44%	41
	25	14	1	1	
Overall satisfaction with the faculty	53.66%	41.46%	4.88%	0.00%	41
	22	17	2	0	

#	OTHER (PLEASE SPECIFY)	DATE
1	He does not take complaints of students seriously like healthy issues, family problems.	11/20/2018 12:16 PM

Q11 What is the % of course completion?

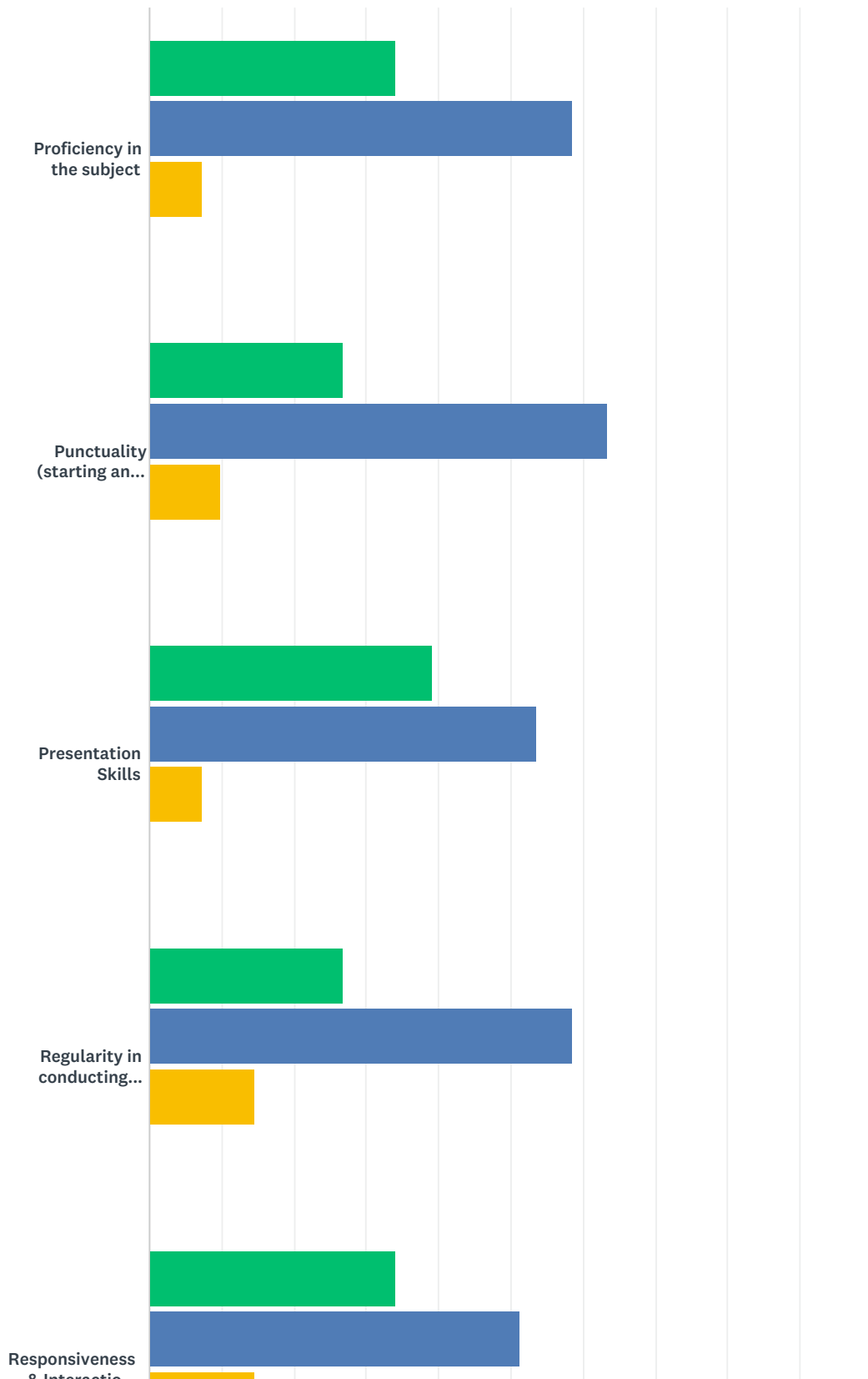
Answered: 41 Skipped: 0

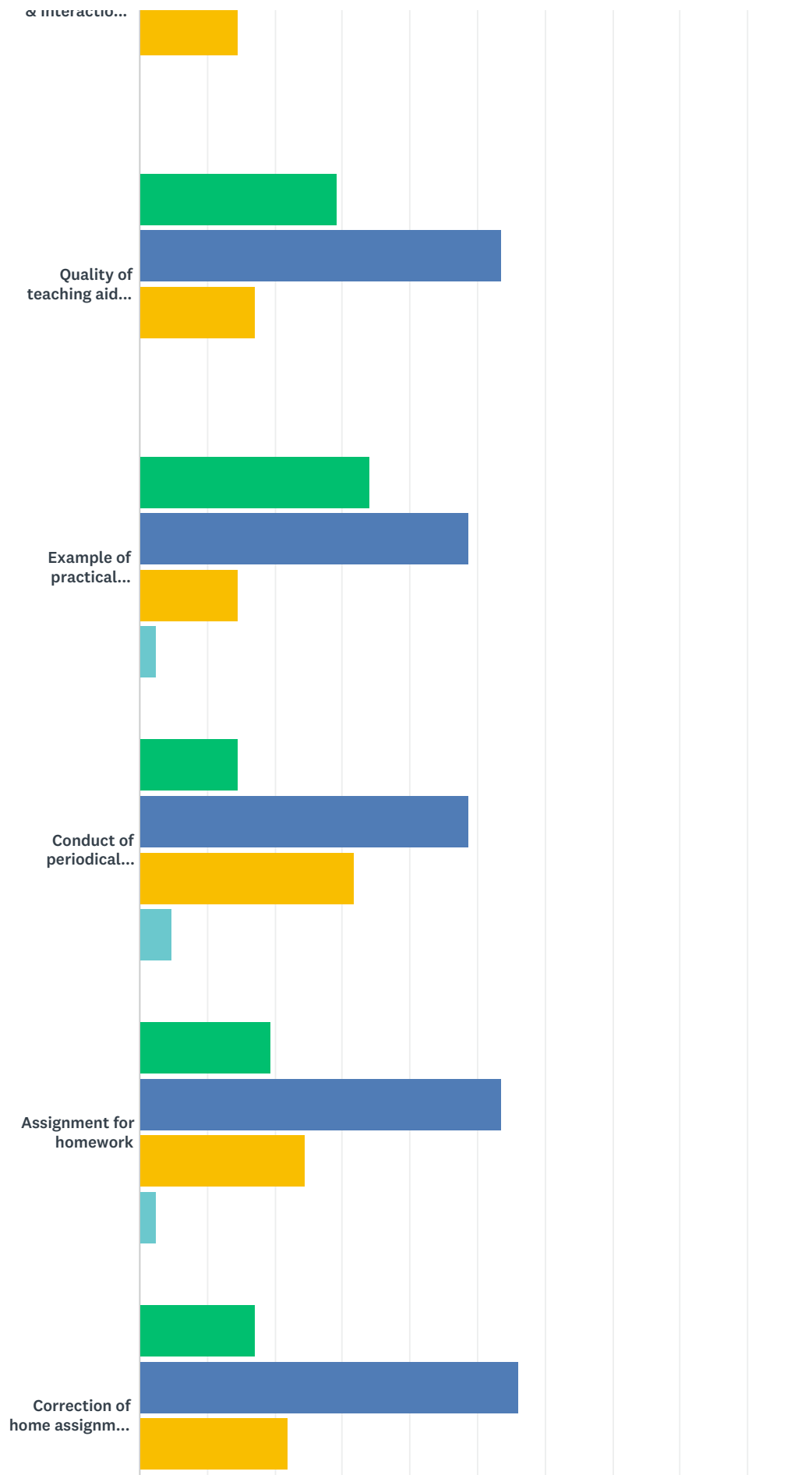


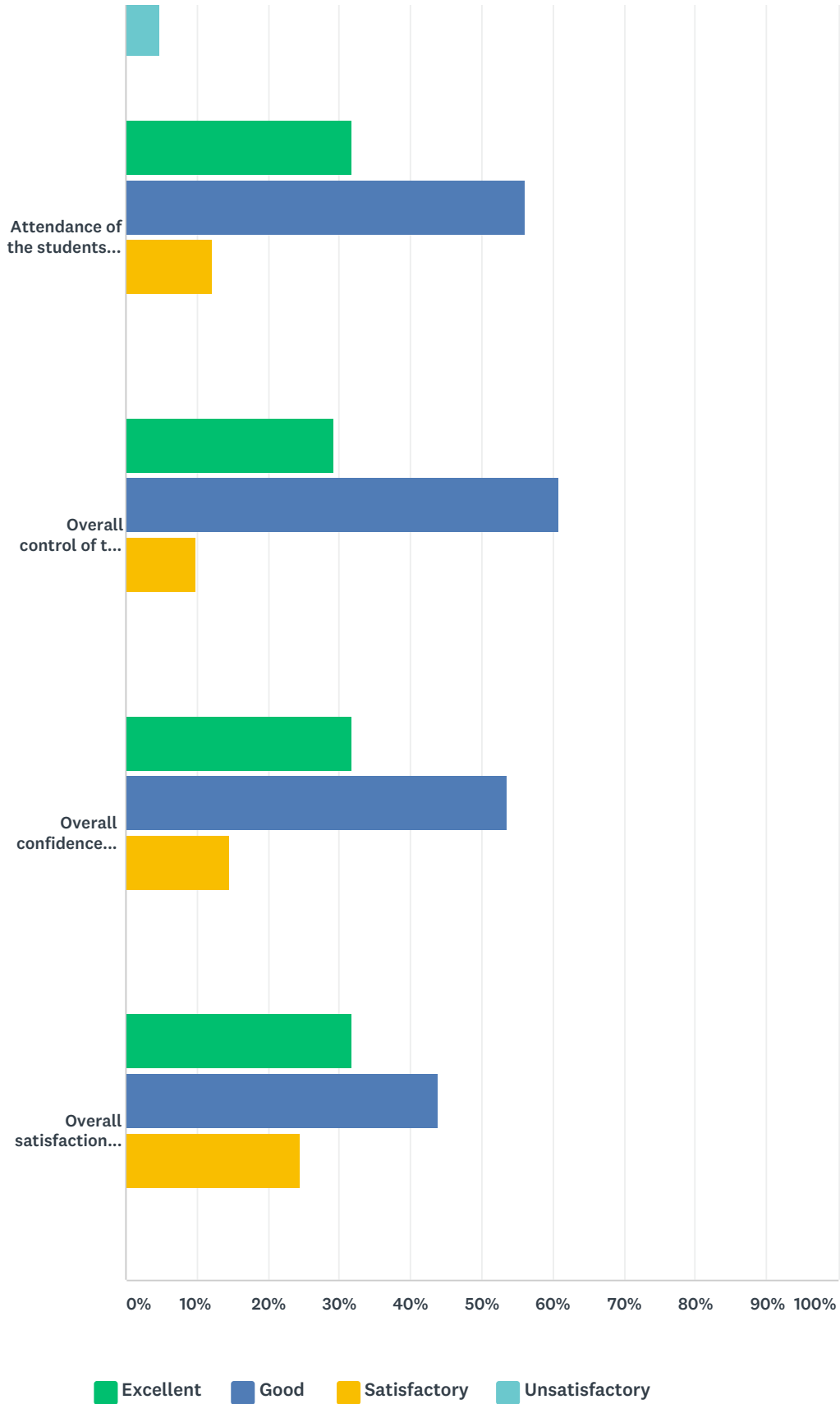
ANSWER CHOICES	RESPONSES
<70%	2.44% 1
70%- 79%	2.44% 1
80% - 89%	9.76% 4
90% - 99%	19.51% 8
100%	65.85% 27
TOTAL	41

Q12 Please rate the following faculty on the basis of the parameters listed below: Subject: Organizational Behavior Faculty: Ms Minal Waghchoure

Answered: 41 Skipped: 0





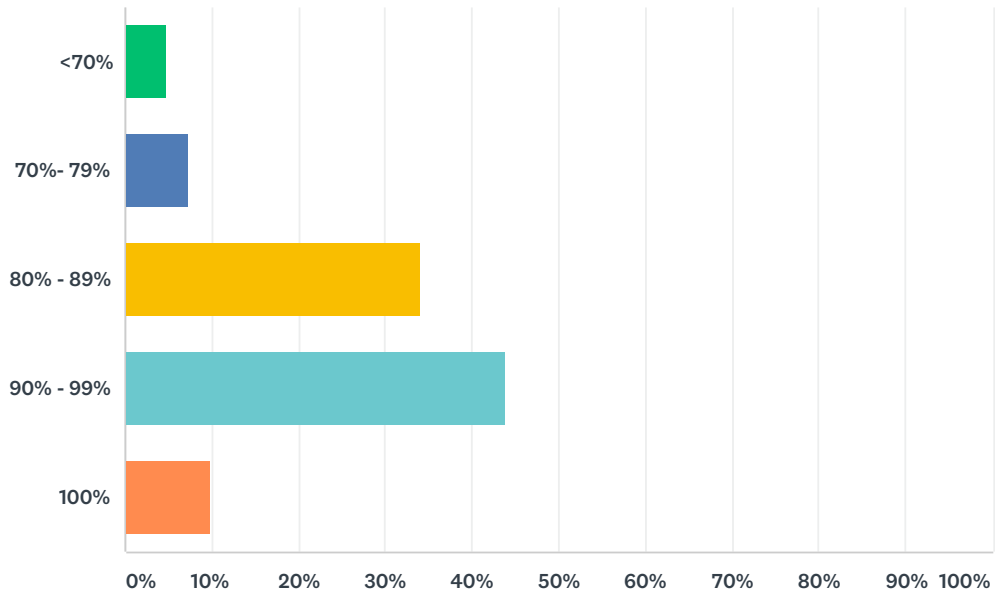


	EXCELLENT	GOOD	SATISFACTORY	UNSATISFACTORY	TOTAL
Proficiency in the subject	34.15% 14	58.54% 24	7.32% 3	0.00% 0	41

Punctuality (starting and ending the class on time)	26.83% 11	63.41% 26	9.76% 4	0.00% 0	41
Presentation Skills	39.02% 16	53.66% 22	7.32% 3	0.00% 0	41
Regularity in conducting lectures	26.83% 11	58.54% 24	14.63% 6	0.00% 0	41
Responsiveness & Interaction with the students	34.15% 14	51.22% 21	14.63% 6	0.00% 0	41
Quality of teaching aids used (notes, slides, handouts, LCD projectors etc)	29.27% 12	53.66% 22	17.07% 7	0.00% 0	41
Example of practical applications pertaining to the topic covered	34.15% 14	48.78% 20	14.63% 6	2.44% 1	41
Conduct of periodical tests	14.63% 6	48.78% 20	31.71% 13	4.88% 2	41
Assignment for homework	19.51% 8	53.66% 22	24.39% 10	2.44% 1	41
Correction of home assignment on time	17.07% 7	56.10% 23	21.95% 9	4.88% 2	41
Attendance of the students in the class	31.71% 13	56.10% 23	12.20% 5	0.00% 0	41
Overall control of the class	29.27% 12	60.98% 25	9.76% 4	0.00% 0	41
Overall confidence attained in the subject	31.71% 13	53.66% 22	14.63% 6	0.00% 0	41
Overall satisfaction with the faculty	31.71% 13	43.90% 18	24.39% 10	0.00% 0	41

Q13 What is the % of course completion?

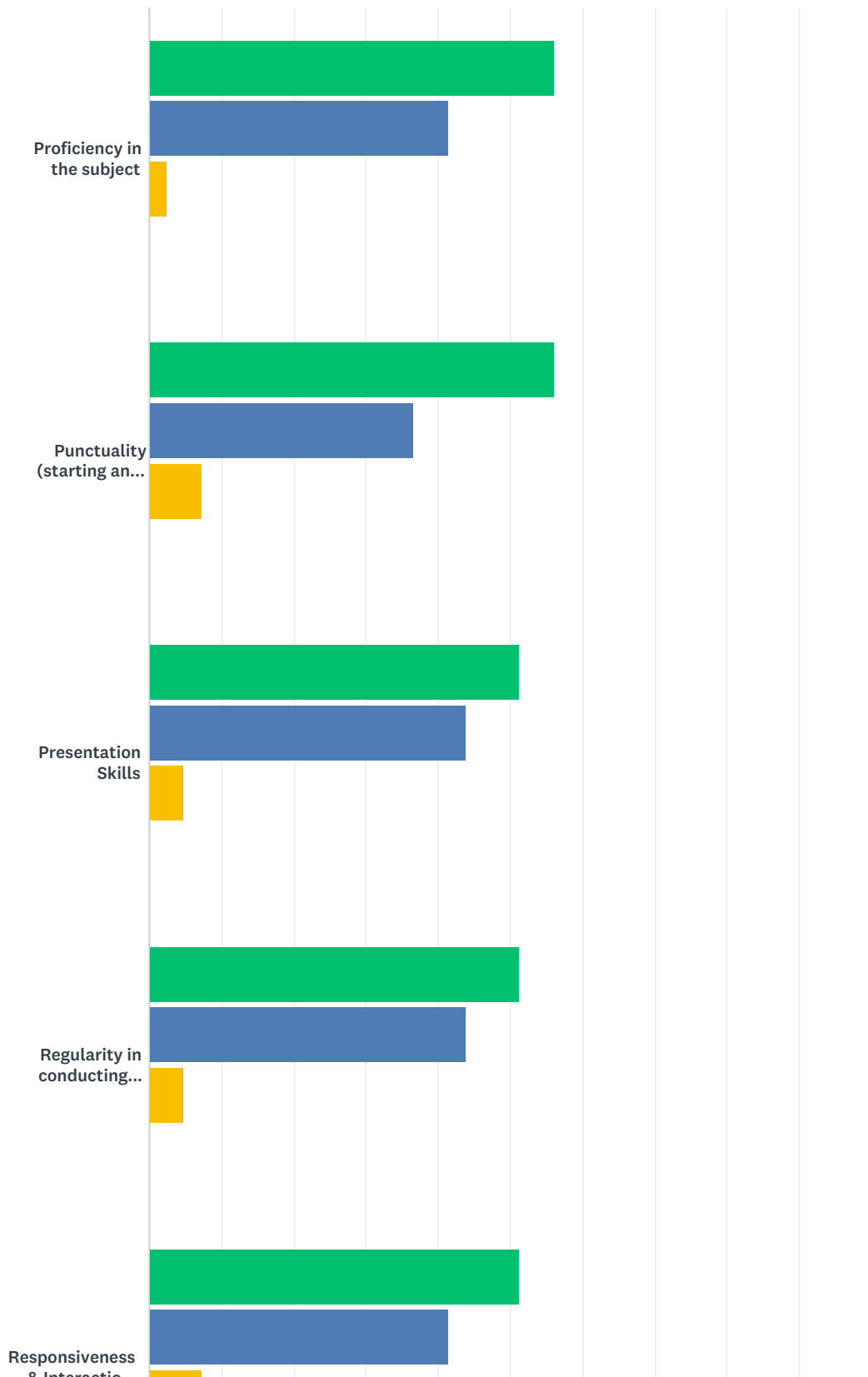
Answered: 41 Skipped: 0

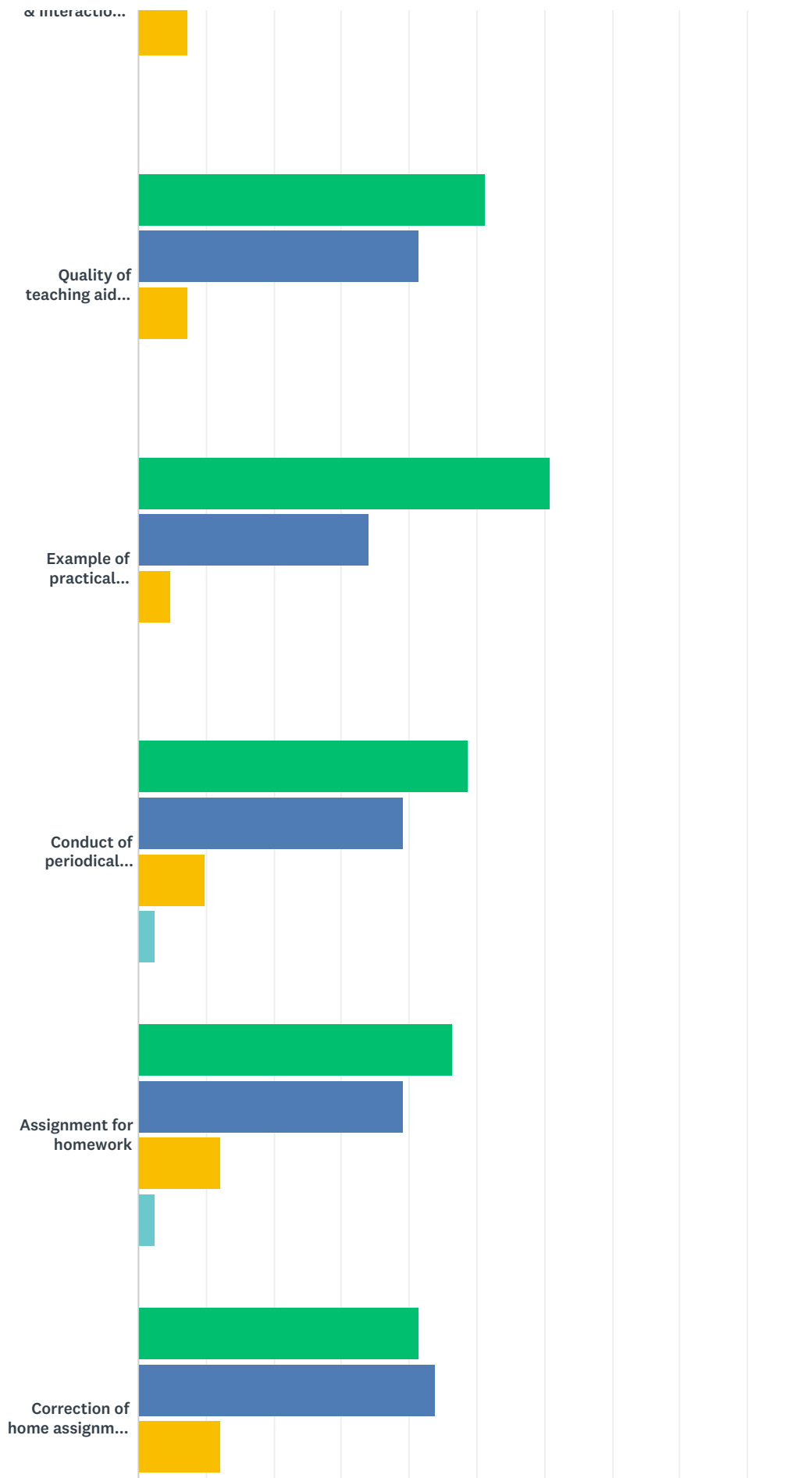


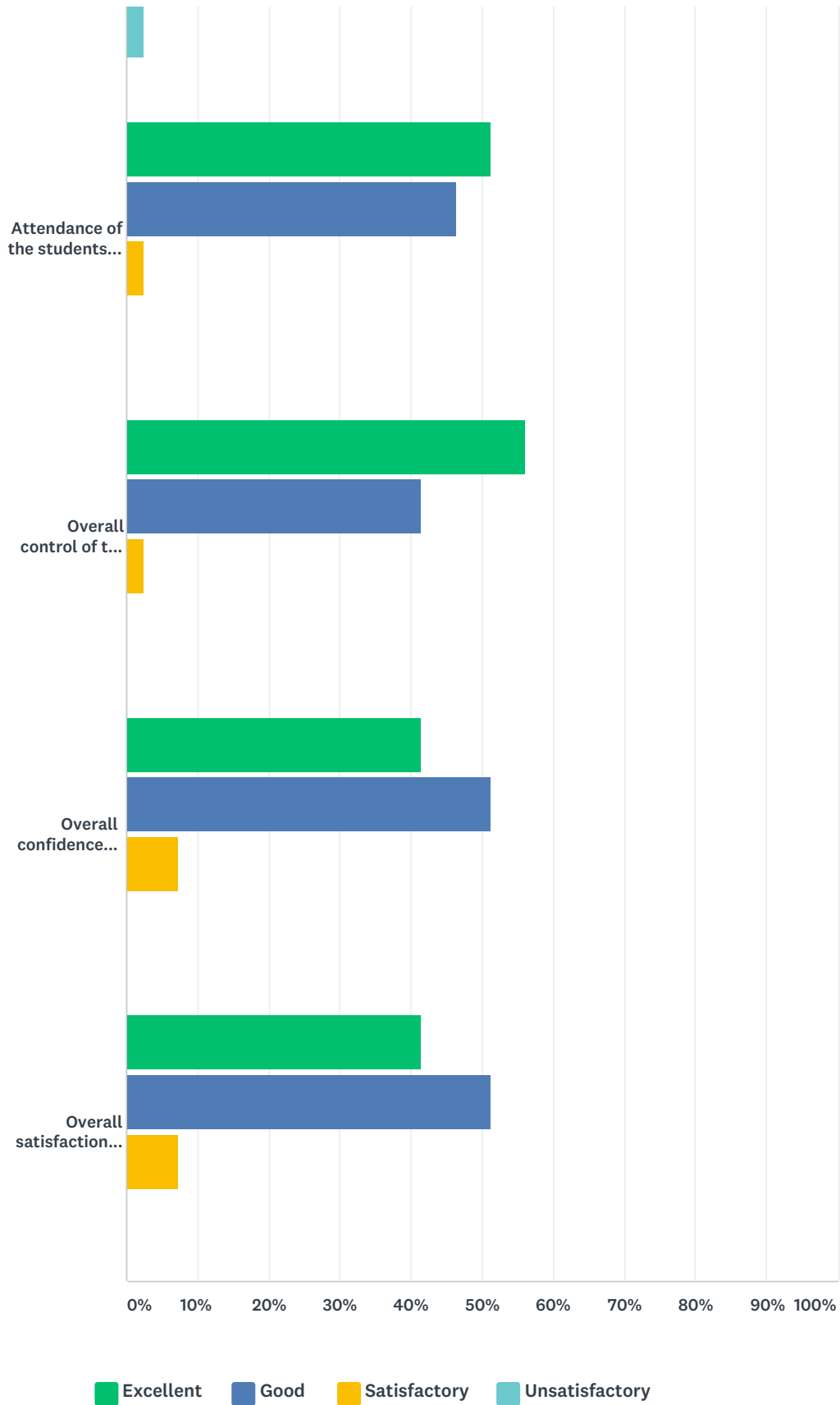
ANSWER CHOICES	RESPONSES	
<70%	4.88%	2
70%- 79%	7.32%	3
80% - 89%	34.15%	14
90% - 99%	43.90%	18
100%	9.76%	4
TOTAL		41

Q14 Please rate the following faculty on the basis of the parameters listed below: Subject: Basics of Marketing Faculty: Dr Kunal Patil

Answered: 41 Skipped: 0





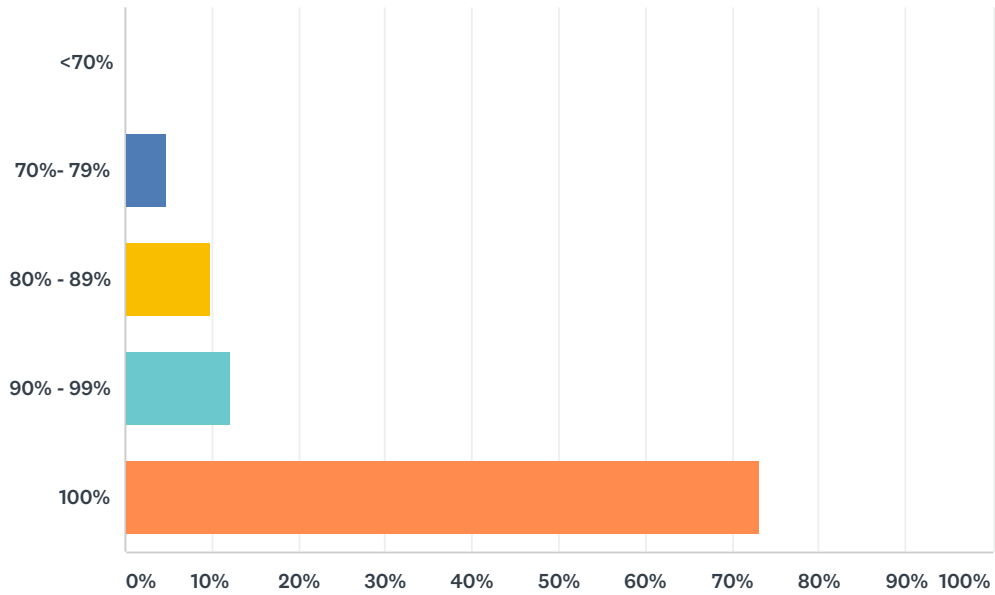


	EXCELLENT	GOOD	SATISFACTORY	UNSATISFACTORY	TOTAL
Proficiency in the subject	56.10% 23	41.46% 17	2.44% 1	0.00% 0	41

Punctuality (starting and ending the class on time)	56.10% 23	36.59% 15	7.32% 3	0.00% 0	41
Presentation Skills	51.22% 21	43.90% 18	4.88% 2	0.00% 0	41
Regularity in conducting lectures	51.22% 21	43.90% 18	4.88% 2	0.00% 0	41
Responsiveness & Interaction with the students	51.22% 21	41.46% 17	7.32% 3	0.00% 0	41
Quality of teaching aids used (notes, slides, handouts, LCD projectors etc)	51.22% 21	41.46% 17	7.32% 3	0.00% 0	41
Example of practical applications pertaining to the topic covered	60.98% 25	34.15% 14	4.88% 2	0.00% 0	41
Conduct of periodical tests	48.78% 20	39.02% 16	9.76% 4	2.44% 1	41
Assignment for homework	46.34% 19	39.02% 16	12.20% 5	2.44% 1	41
Correction of home assignment on time	41.46% 17	43.90% 18	12.20% 5	2.44% 1	41
Attendance of the students in the class	51.22% 21	46.34% 19	2.44% 1	0.00% 0	41
Overall control of the class	56.10% 23	41.46% 17	2.44% 1	0.00% 0	41
Overall confidence attained in the subject	41.46% 17	51.22% 21	7.32% 3	0.00% 0	41
Overall satisfaction with the faculty	41.46% 17	51.22% 21	7.32% 3	0.00% 0	41

Q15 What is the % of course completion?

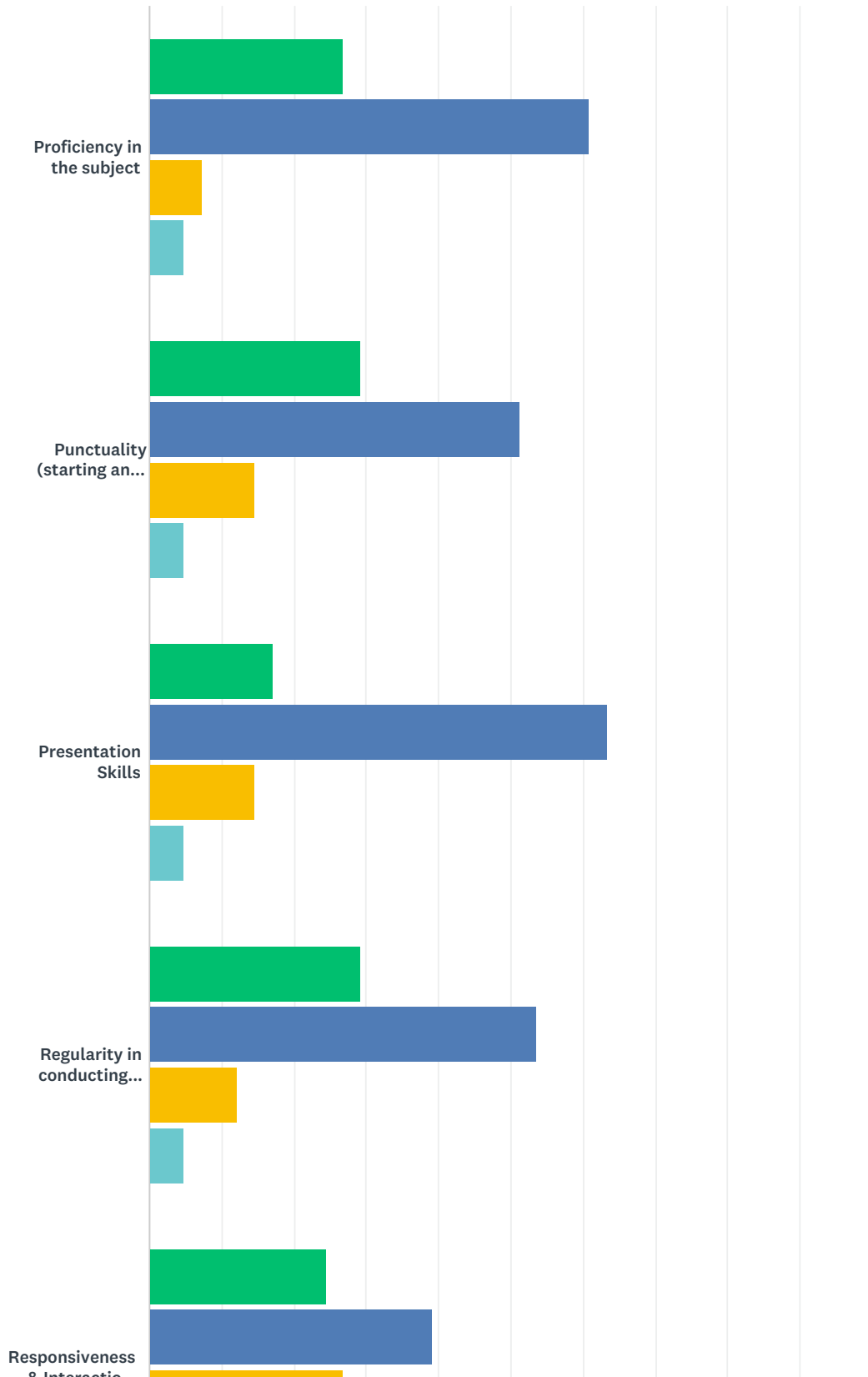
Answered: 41 Skipped: 0

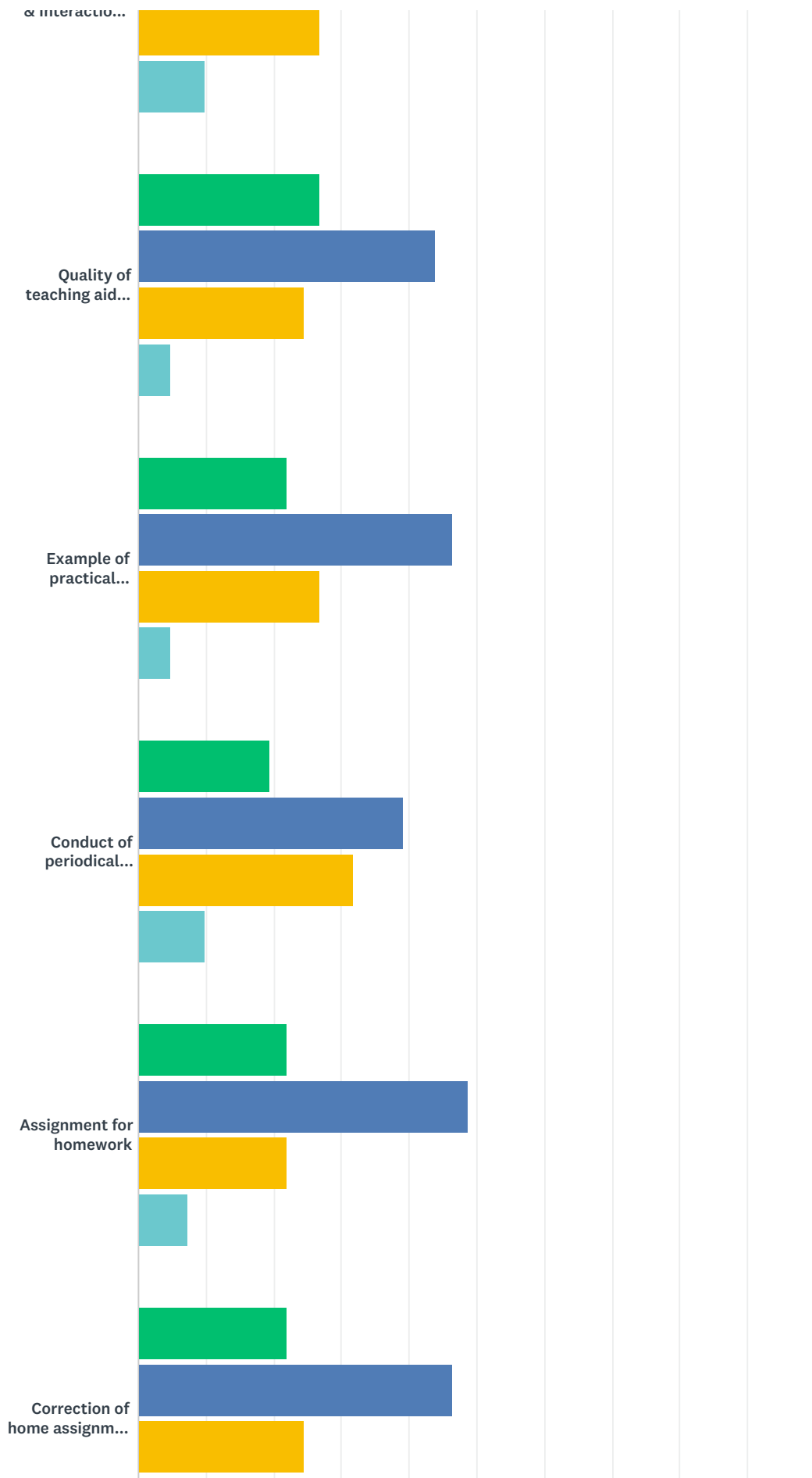


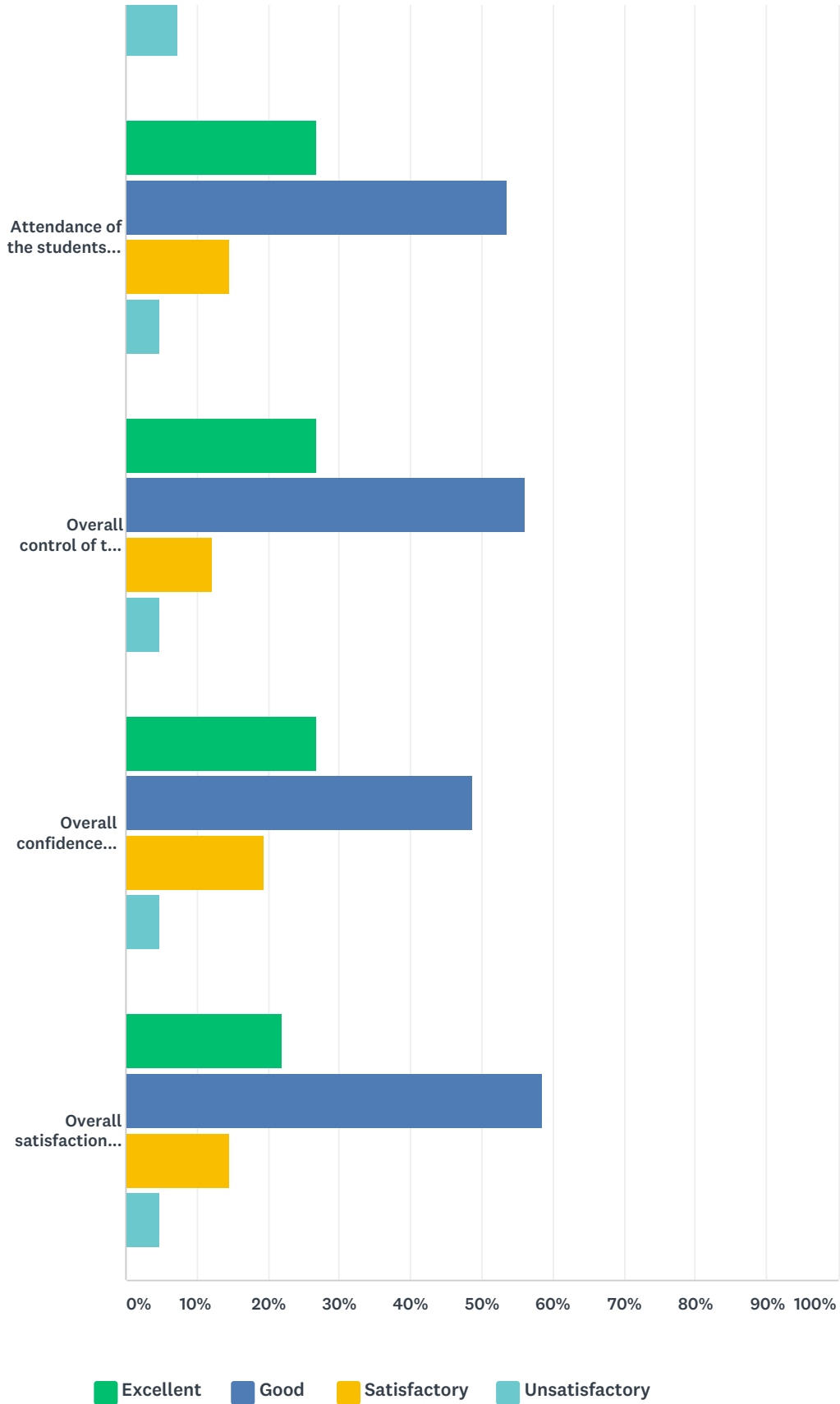
ANSWER CHOICES	RESPONSES	
<70%	0.00%	0
70%- 79%	4.88%	2
80% - 89%	9.76%	4
90% - 99%	12.20%	5
100%	73.17%	30
TOTAL		41

Q16 Please rate the following faculty on the basis of the parameters listed below: Subject: Management Fundamentals Faculty: Dr Priyanka Mishra

Answered: 41 Skipped: 0







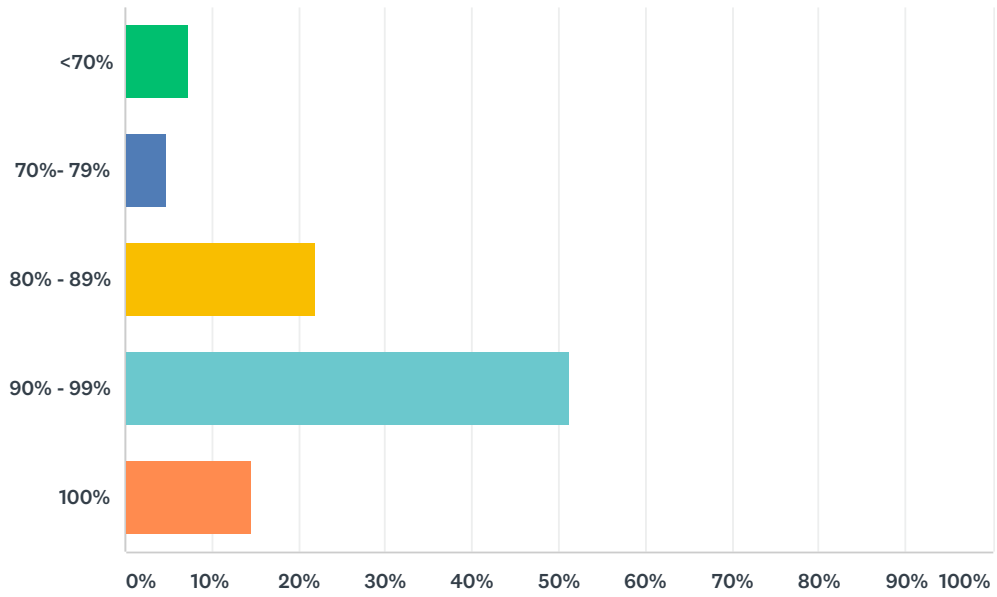
	EXCELLENT	GOOD	SATISFACTORY	UNSATISFACTORY	TOTAL
Proficiency in the subject	26.83% 11	60.98% 25	7.32% 3	4.88% 2	41

Punctuality (starting and ending the class on time)	29.27% 12	51.22% 21	14.63% 6	4.88% 2	41
Presentation Skills	17.07% 7	63.41% 26	14.63% 6	4.88% 2	41
Regularity in conducting lectures	29.27% 12	53.66% 22	12.20% 5	4.88% 2	41
Responsiveness & Interaction with the students	24.39% 10	39.02% 16	26.83% 11	9.76% 4	41
Quality of teaching aids used (notes, slides, handouts, LCD projectors etc)	26.83% 11	43.90% 18	24.39% 10	4.88% 2	41
Example of practical applications pertaining to the topic covered	21.95% 9	46.34% 19	26.83% 11	4.88% 2	41
Conduct of periodical tests	19.51% 8	39.02% 16	31.71% 13	9.76% 4	41
Assignment for homework	21.95% 9	48.78% 20	21.95% 9	7.32% 3	41
Correction of home assignment on time	21.95% 9	46.34% 19	24.39% 10	7.32% 3	41
Attendance of the students in the class	26.83% 11	53.66% 22	14.63% 6	4.88% 2	41
Overall control of the class	26.83% 11	56.10% 23	12.20% 5	4.88% 2	41
Overall confidence attained in the subject	26.83% 11	48.78% 20	19.51% 8	4.88% 2	41
Overall satisfaction with the faculty	21.95% 9	58.54% 24	14.63% 6	4.88% 2	41

#	OTHER (PLEASE SPECIFY)	DATE
1	she is very partial.	11/20/2018 12:17 PM

Q17 What is the % of course completion?

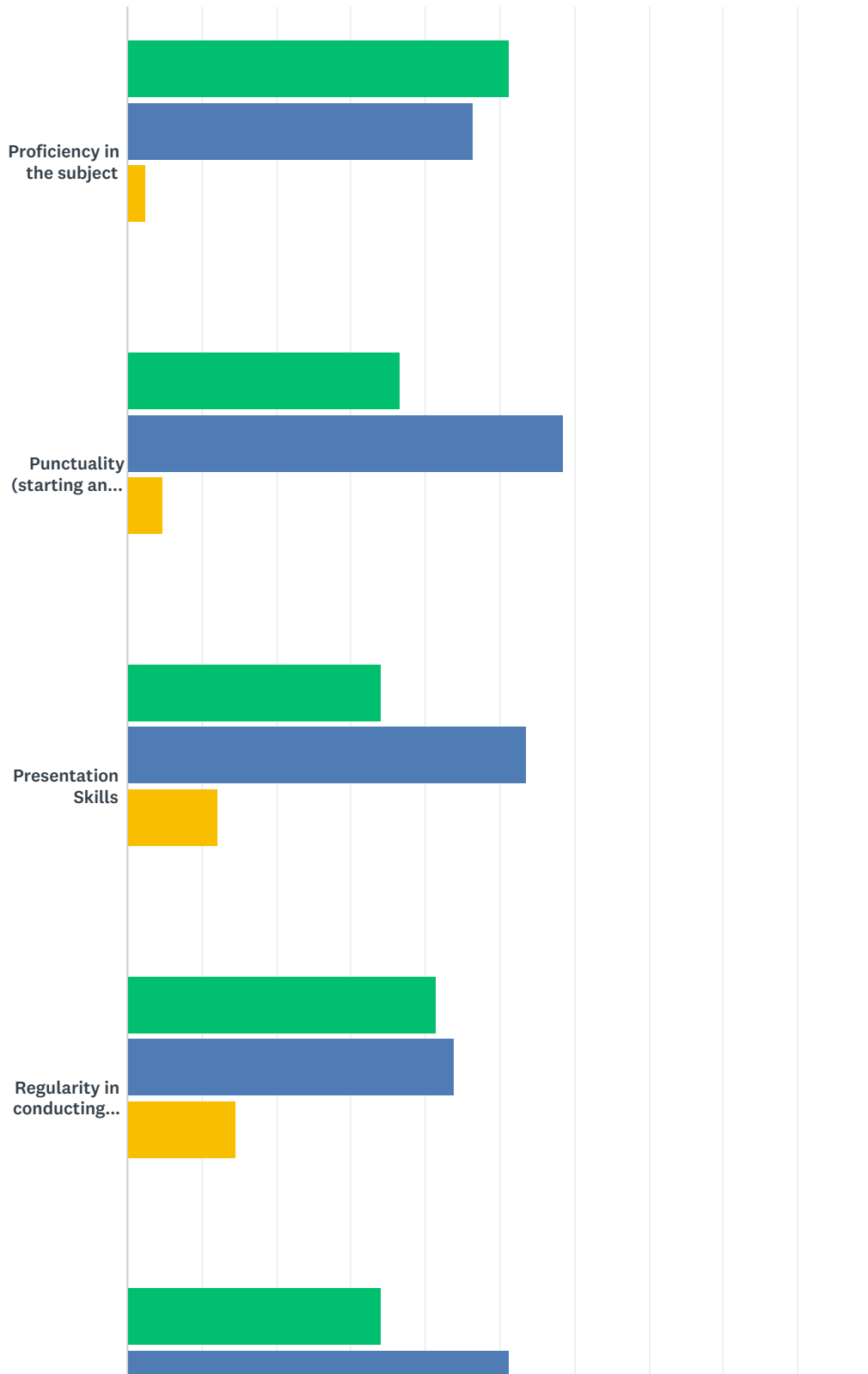
Answered: 41 Skipped: 0

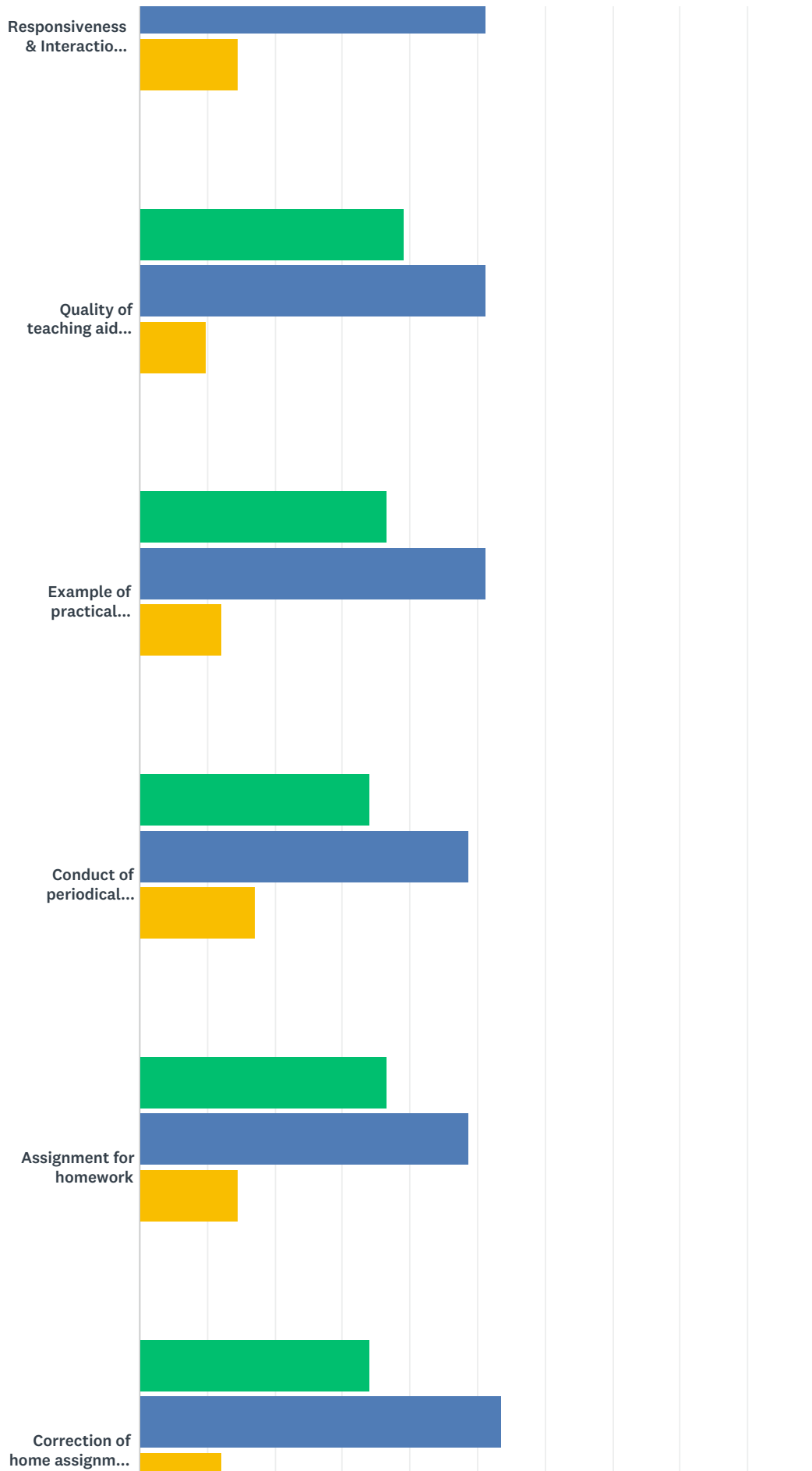


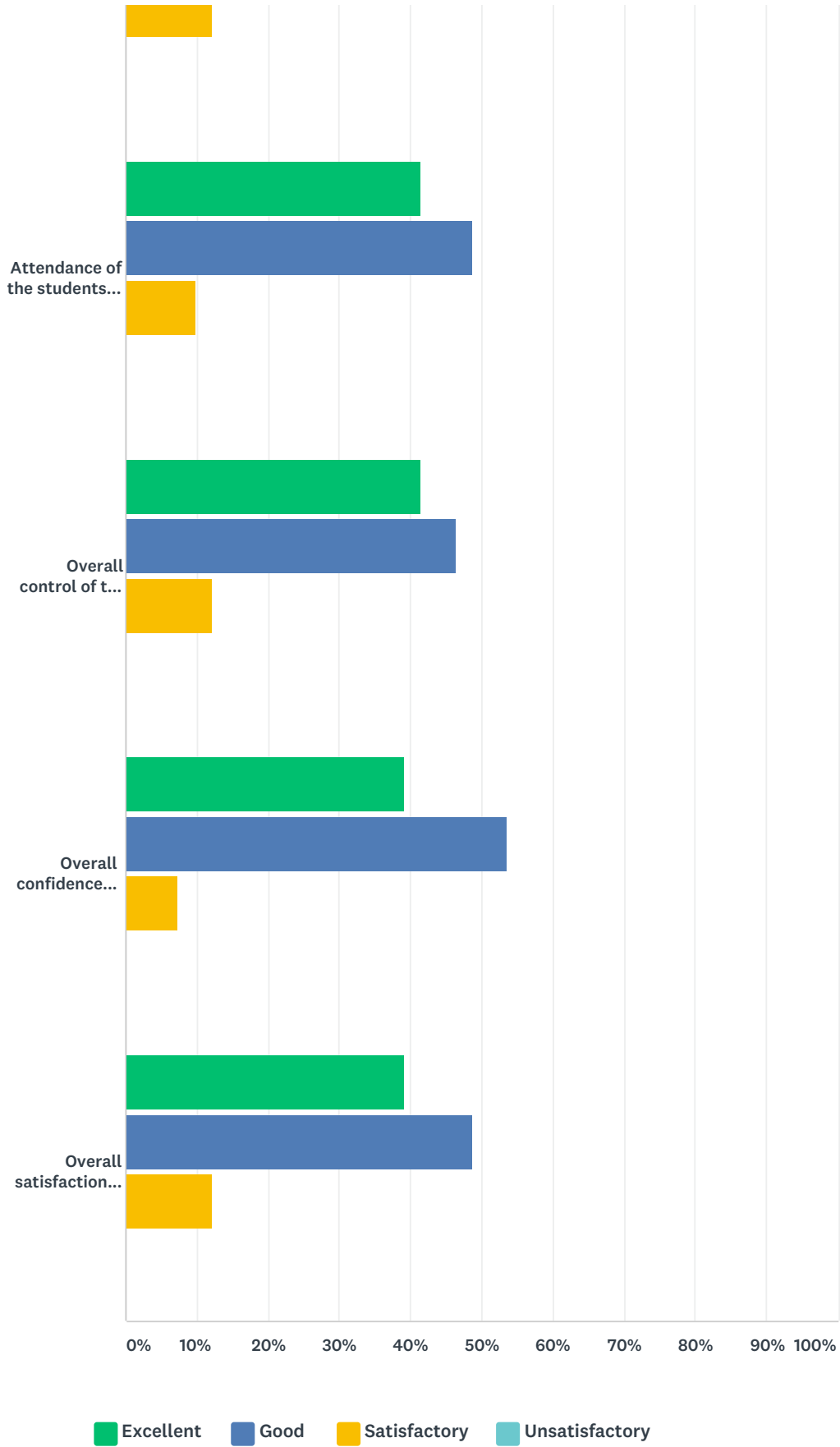
ANSWER CHOICES	RESPONSES	
<70%	7.32%	3
70%- 79%	4.88%	2
80% - 89%	21.95%	9
90% - 99%	51.22%	21
100%	14.63%	6
TOTAL		41

Q18 Please rate the following faculty on the basis of the parameters listed below: Subject: MS Excel & Advanced Excel Lab Faculty: Mr Somnath Hadalgekar

Answered: 41 Skipped: 0







■ Excellent
 ■ Good
 ■ Satisfactory
 ■ Unsatisfactory

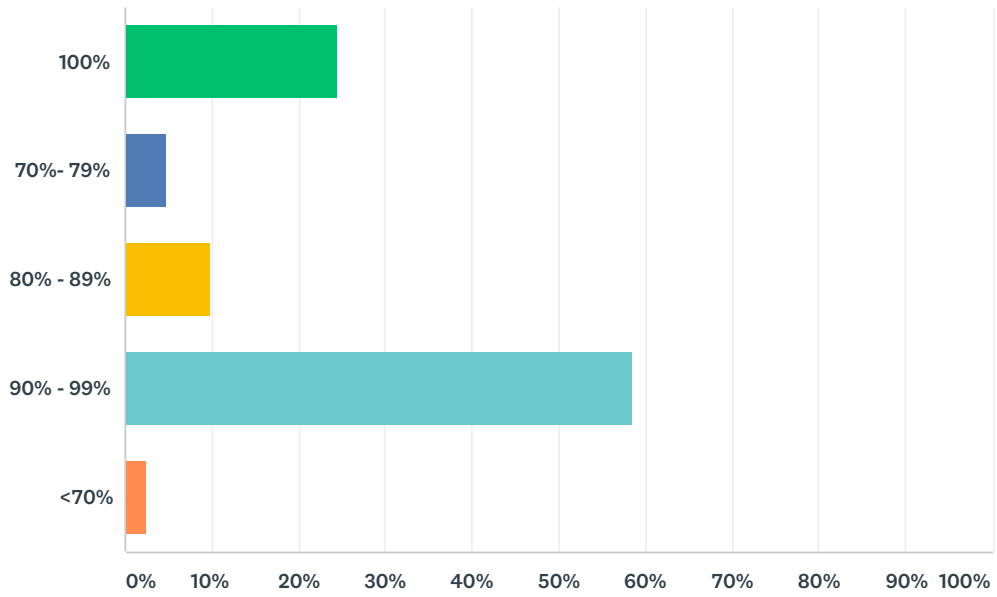
EXCELLENT	GOOD	SATISFACTORY	UNSATISFACTORY	TOTAL
-----------	------	--------------	----------------	-------

Proficiency in the subject	51.22%	46.34%	2.44%	0.00%	41
	21	19	1	0	
Punctuality (starting and ending the class on time)	36.59%	58.54%	4.88%	0.00%	41
	15	24	2	0	
Presentation Skills	34.15%	53.66%	12.20%	0.00%	41
	14	22	5	0	
Regularity in conducting lectures	41.46%	43.90%	14.63%	0.00%	41
	17	18	6	0	
Responsiveness & Interaction with the students	34.15%	51.22%	14.63%	0.00%	41
	14	21	6	0	
Quality of teaching aids used (notes, slides, handouts, LCD projectors etc)	39.02%	51.22%	9.76%	0.00%	41
	16	21	4	0	
Example of practical applications pertaining to the topic covered	36.59%	51.22%	12.20%	0.00%	41
	15	21	5	0	
Conduct of periodical tests	34.15%	48.78%	17.07%	0.00%	41
	14	20	7	0	
Assignment for homework	36.59%	48.78%	14.63%	0.00%	41
	15	20	6	0	
Correction of home assignment on time	34.15%	53.66%	12.20%	0.00%	41
	14	22	5	0	
Attendance of the students in the class	41.46%	48.78%	9.76%	0.00%	41
	17	20	4	0	
Overall control of the class	41.46%	46.34%	12.20%	0.00%	41
	17	19	5	0	
Overall confidence attained in the subject	39.02%	53.66%	7.32%	0.00%	41
	16	22	3	0	
Overall satisfaction with the faculty	39.02%	48.78%	12.20%	0.00%	41
	16	20	5	0	

#	OTHER (PLEASE SPECIFY)	DATE
1	OVERALL PERFORMANCE IS AWESOME	11/20/2018 12:21 PM

Q19 What is the % of course completion?

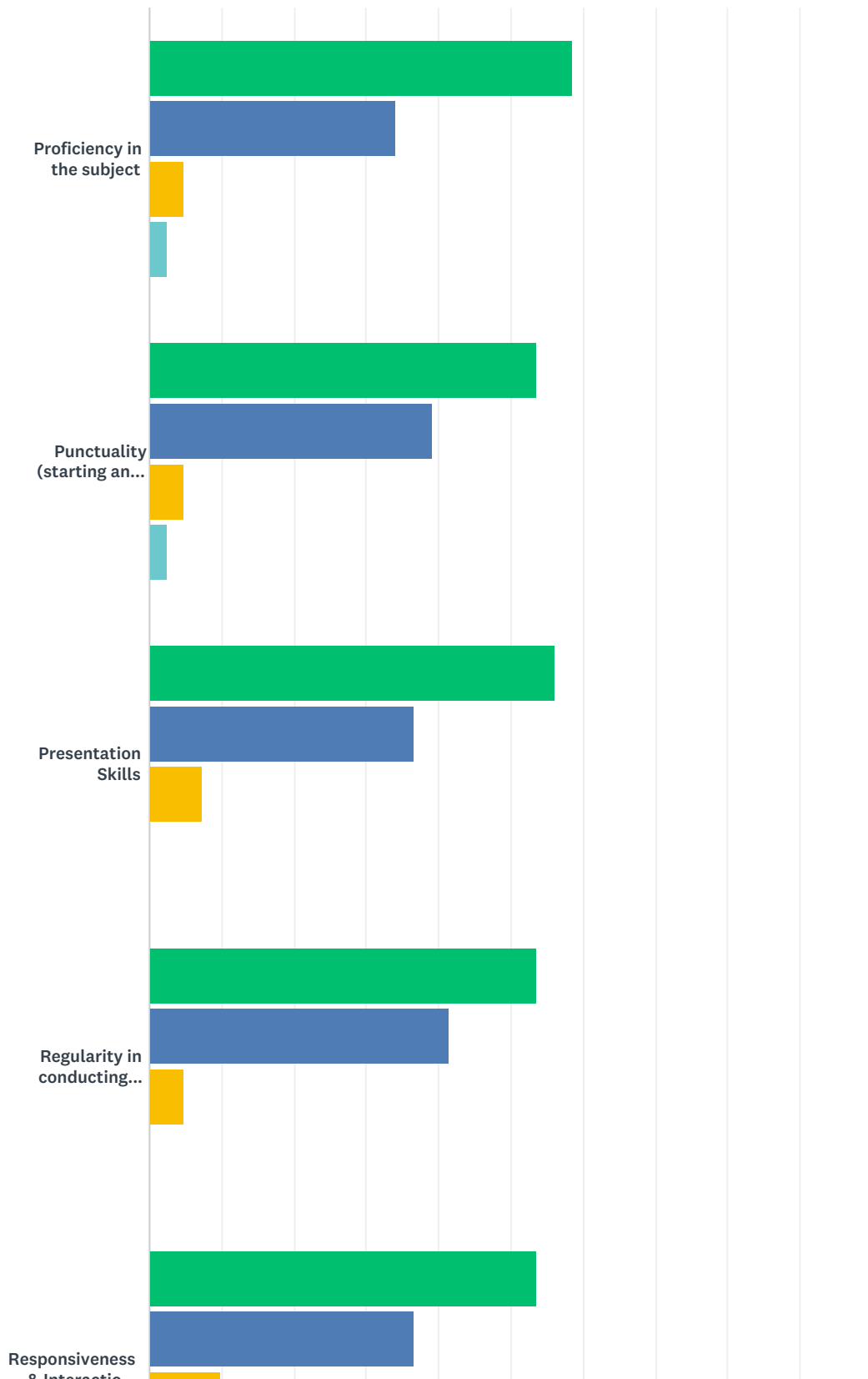
Answered: 41 Skipped: 0

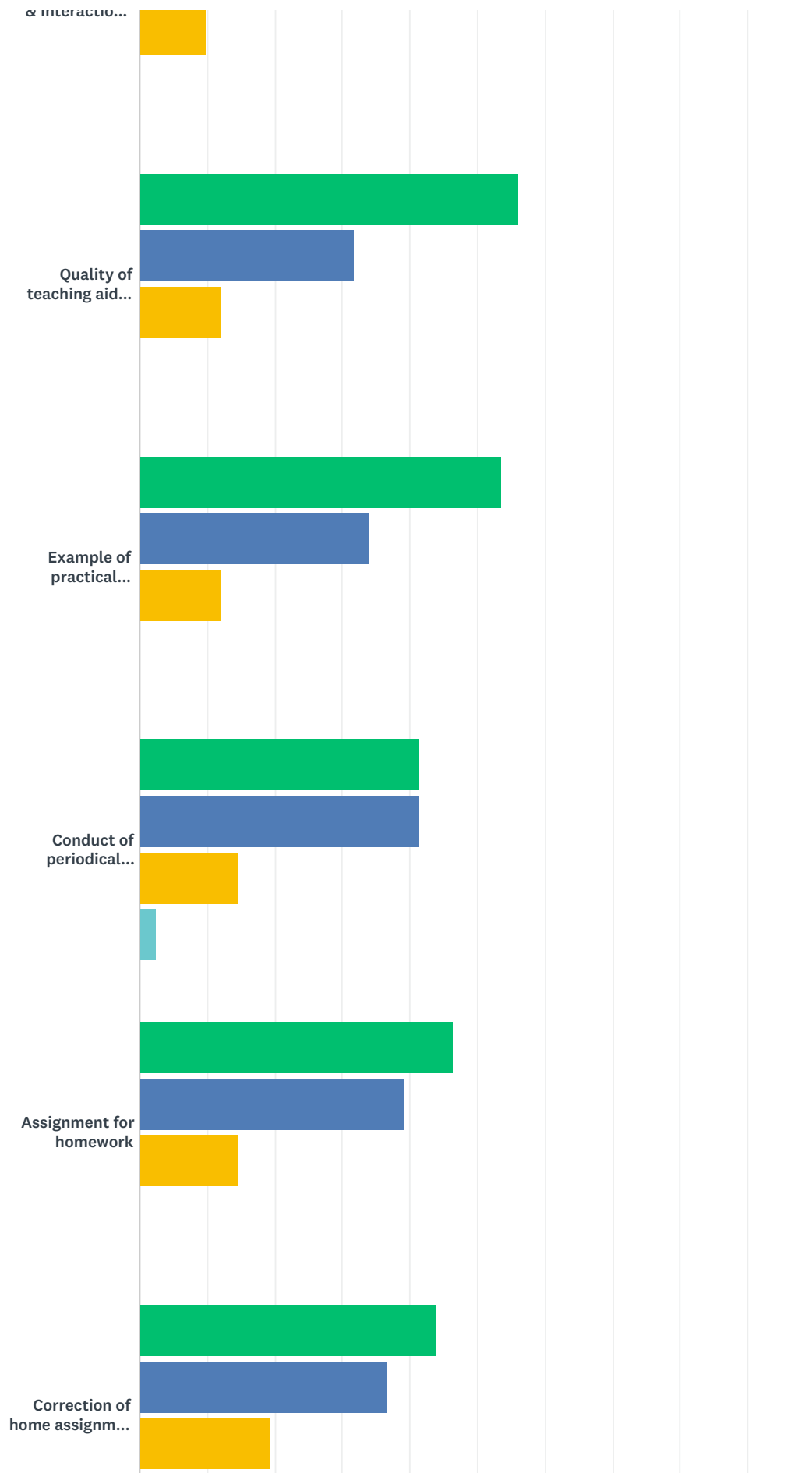


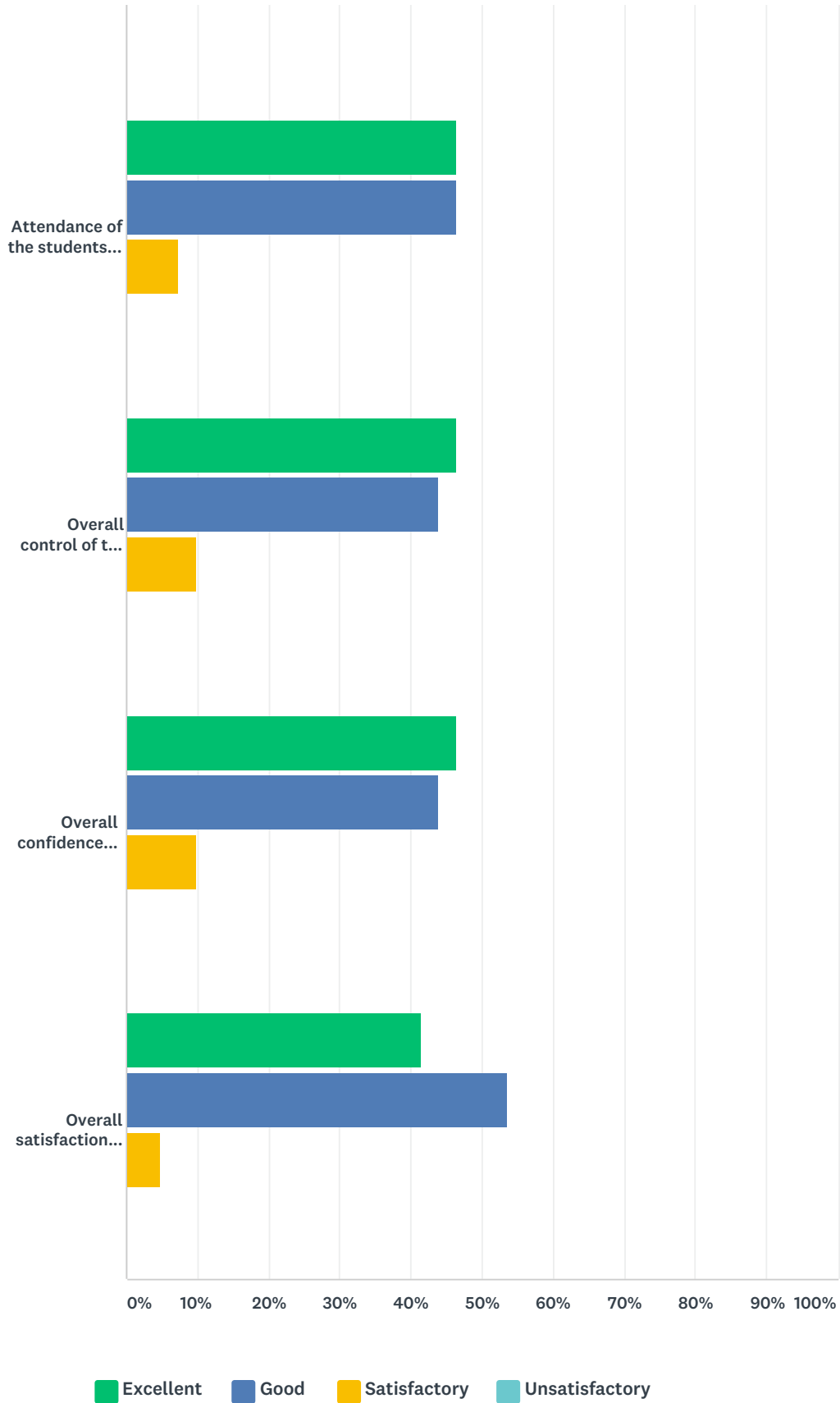
ANSWER CHOICES	RESPONSES	
100%	24.39%	10
70%- 79%	4.88%	2
80% - 89%	9.76%	4
90% - 99%	58.54%	24
<70%	2.44%	1
TOTAL		41

Q20 Please rate the following faculty on the basis of the parameters listed below: Subject: Business Communication Lab Faculty: Dr Ashutosh Misal

Answered: 41 Skipped: 0







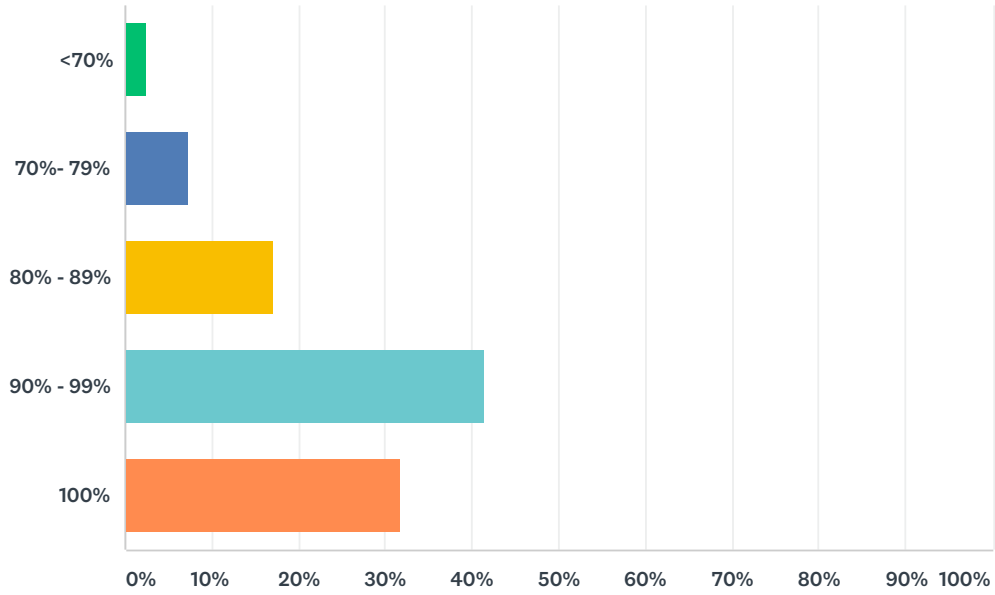
■ Excellent
 ■ Good
 ■ Satisfactory
 ■ Unsatisfactory

	EXCELLENT	GOOD	SATISFACTORY	UNSATISFACTORY	TOTAL
Proficiency in the subject	58.54% 24	34.15% 14	4.88% 2	2.44% 1	41

Punctuality (starting and ending the class on time)	53.66% 22	39.02% 16	4.88% 2	2.44% 1	41
Presentation Skills	56.10% 23	36.59% 15	7.32% 3	0.00% 0	41
Regularity in conducting lectures	53.66% 22	41.46% 17	4.88% 2	0.00% 0	41
Responsiveness & Interaction with the students	53.66% 22	36.59% 15	9.76% 4	0.00% 0	41
Quality of teaching aids used (notes, slides, handouts, LCD projectors etc)	56.10% 23	31.71% 13	12.20% 5	0.00% 0	41
Example of practical applications pertaining to the topic covered	53.66% 22	34.15% 14	12.20% 5	0.00% 0	41
Conduct of periodical tests	41.46% 17	41.46% 17	14.63% 6	2.44% 1	41
Assignment for homework	46.34% 19	39.02% 16	14.63% 6	0.00% 0	41
Correction of home assignment on time	43.90% 18	36.59% 15	19.51% 8	0.00% 0	41
Attendance of the students in the class	46.34% 19	46.34% 19	7.32% 3	0.00% 0	41
Overall control of the class	46.34% 19	43.90% 18	9.76% 4	0.00% 0	41
Overall confidence attained in the subject	46.34% 19	43.90% 18	9.76% 4	0.00% 0	41
Overall satisfaction with the faculty	41.46% 17	53.66% 22	4.88% 2	0.00% 0	41

Q21 What is the % of course completion?

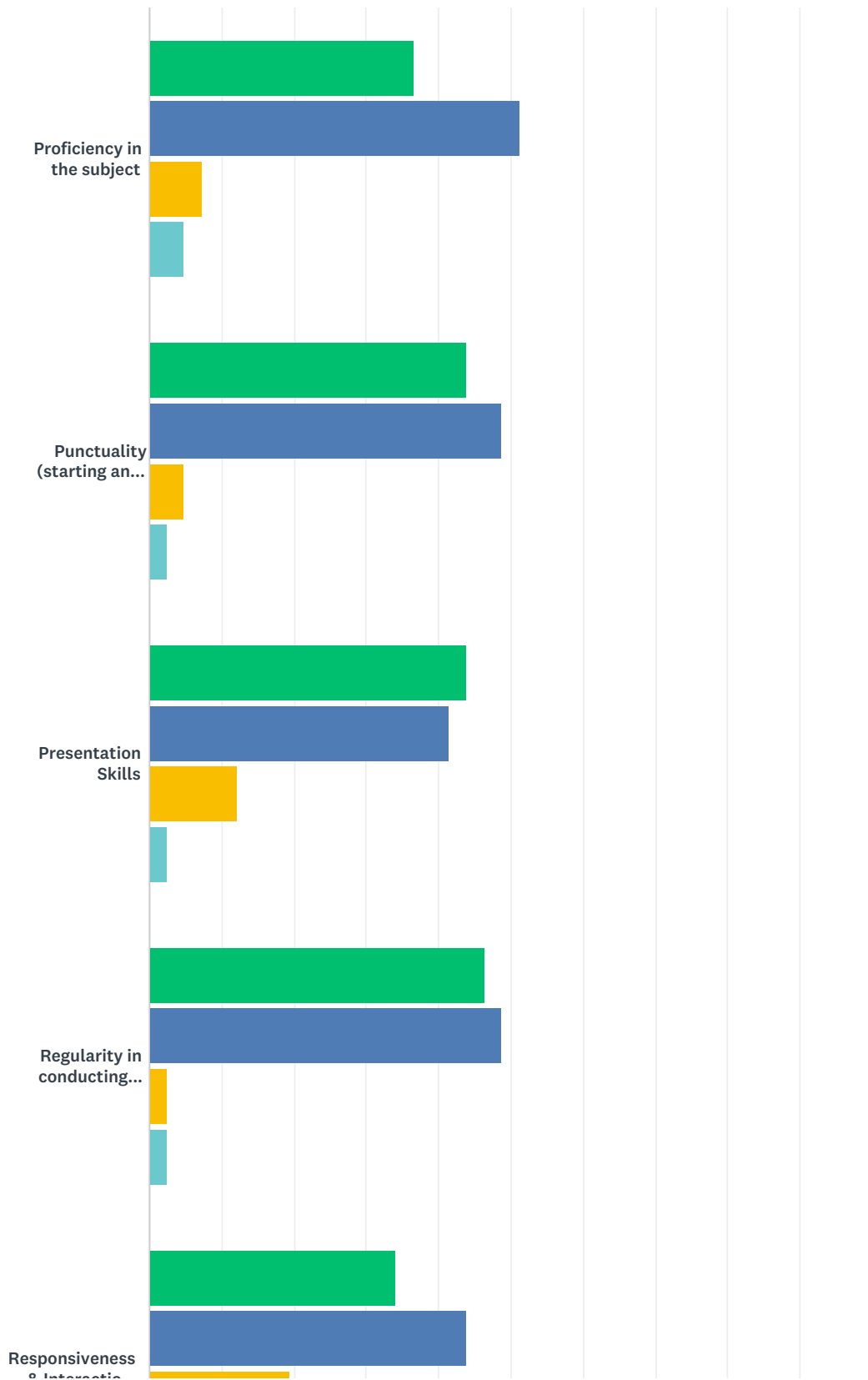
Answered: 41 Skipped: 0

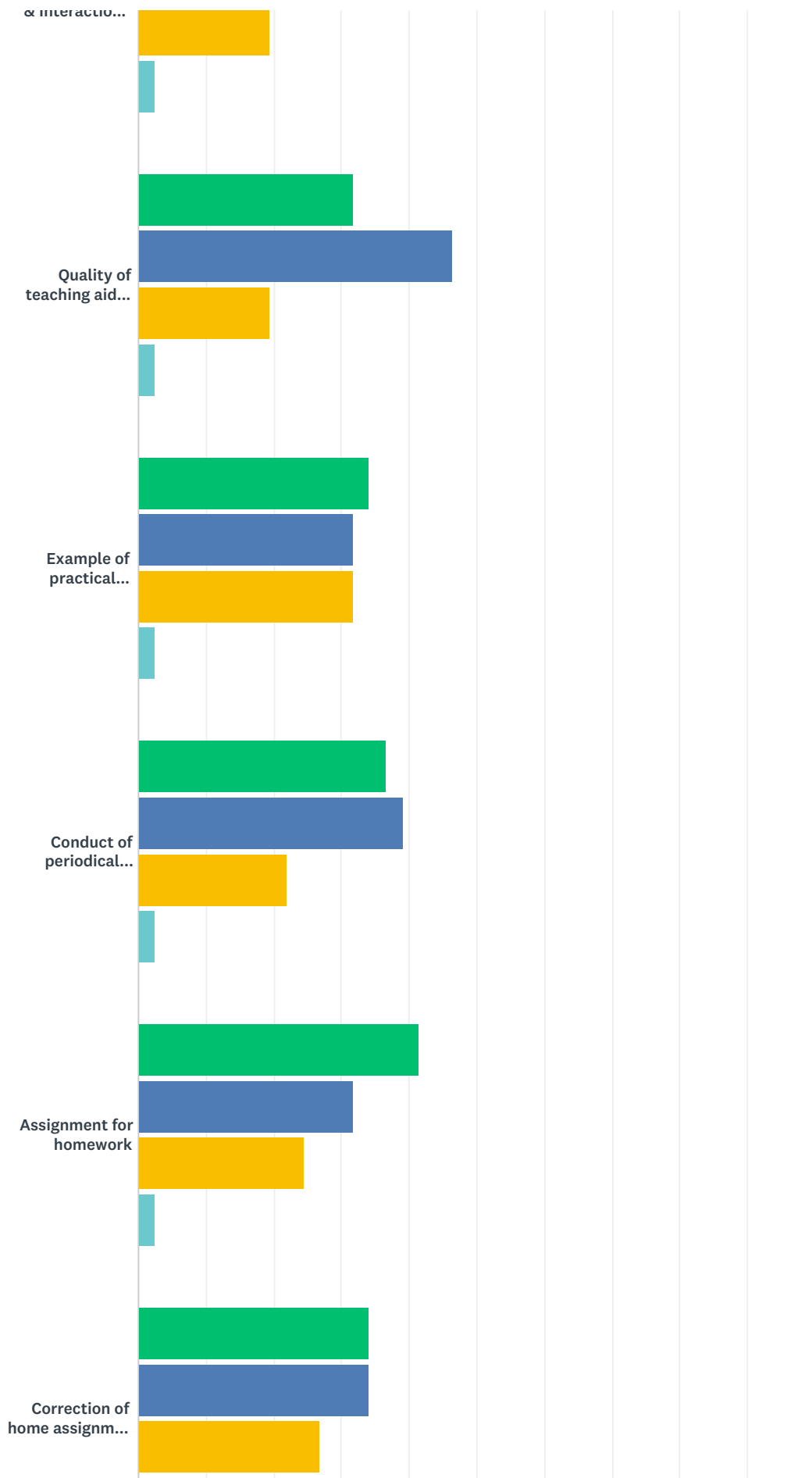


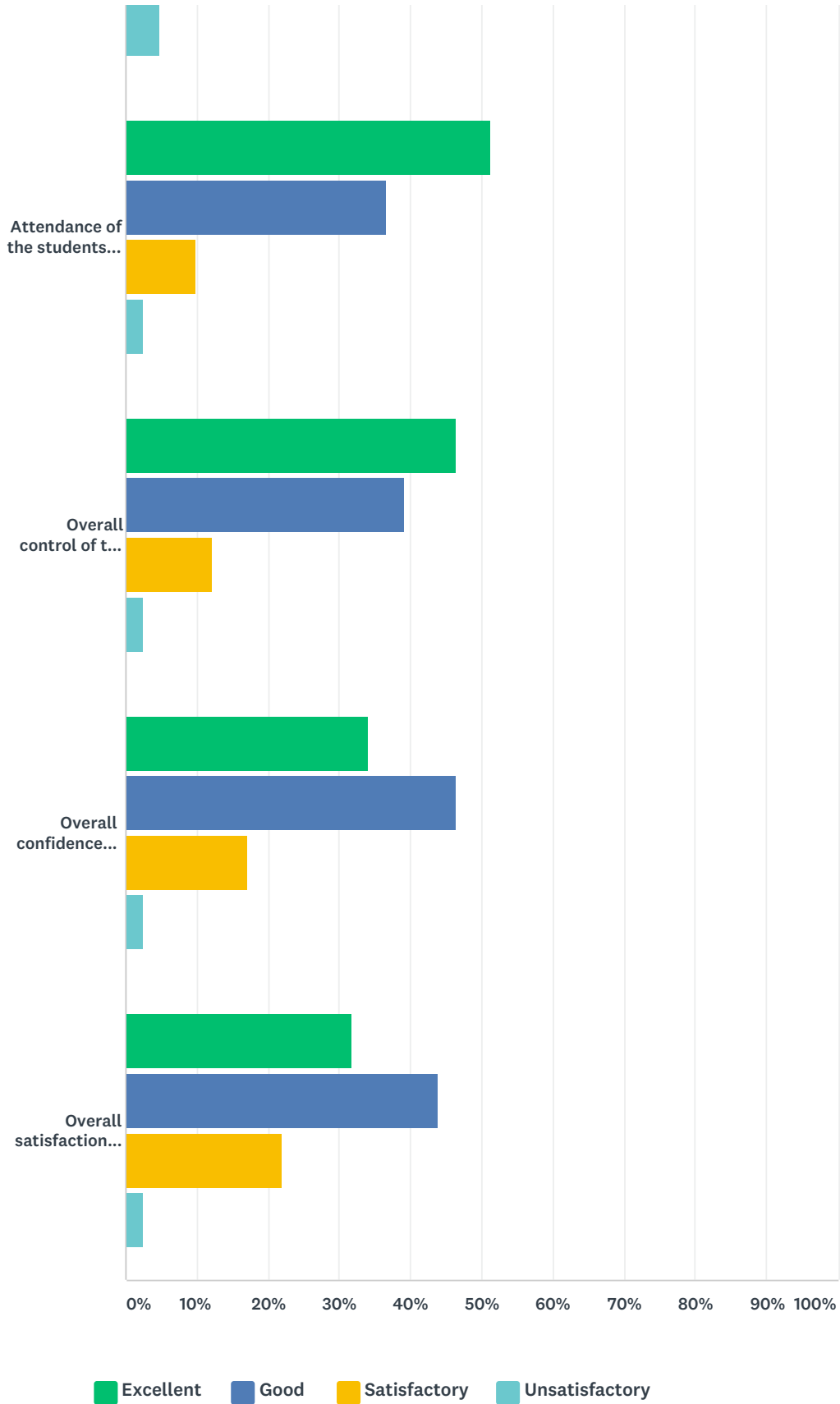
ANSWER CHOICES	RESPONSES
<70%	2.44% 1
70%- 79%	7.32% 3
80% - 89%	17.07% 7
90% - 99%	41.46% 17
100%	31.71% 13
TOTAL	41

Q22 Please provide your rating in the following areas: Faculty: Mr Sibi Abraham Subject: Personality Development Lab

Answered: 41 Skipped: 0







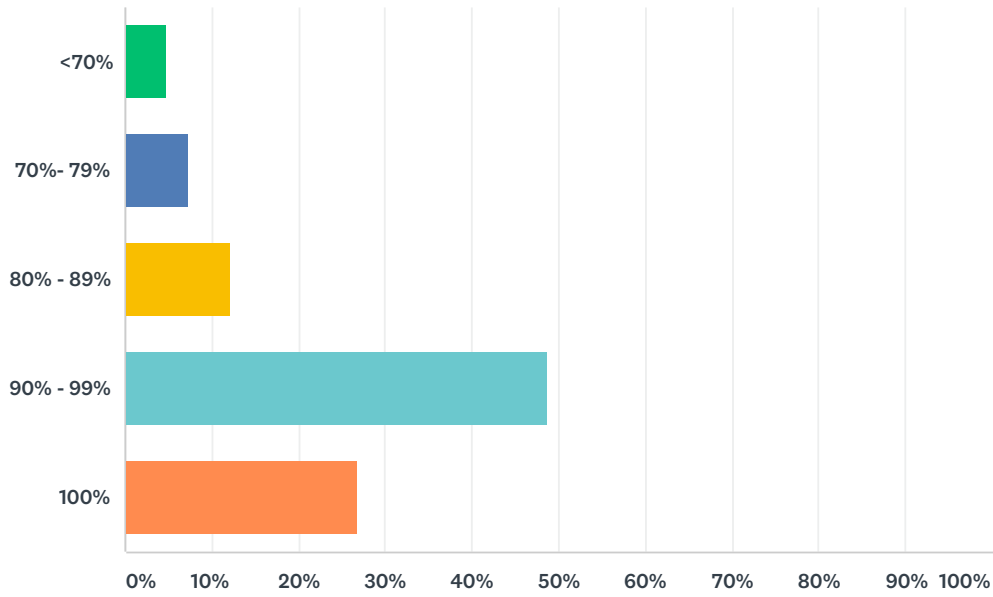
	EXCELLENT	GOOD	SATISFACTORY	UNSATISFACTORY	TOTAL
Proficiency in the subject	36.59% 15	51.22% 21	7.32% 3	4.88% 2	41

Punctuality (starting and ending the class on time)	43.90% 18	48.78% 20	4.88% 2	2.44% 1	41
Presentation Skills	43.90% 18	41.46% 17	12.20% 5	2.44% 1	41
Regularity in conducting lectures	46.34% 19	48.78% 20	2.44% 1	2.44% 1	41
Responsiveness & Interaction with the students	34.15% 14	43.90% 18	19.51% 8	2.44% 1	41
Quality of teaching aids used (notes, slides, handouts, LCD projectors etc)	31.71% 13	46.34% 19	19.51% 8	2.44% 1	41
Example of practical applications pertaining to the topic covered	34.15% 14	31.71% 13	31.71% 13	2.44% 1	41
Conduct of periodical tests	36.59% 15	39.02% 16	21.95% 9	2.44% 1	41
Assignment for homework	41.46% 17	31.71% 13	24.39% 10	2.44% 1	41
Correction of home assignment on time	34.15% 14	34.15% 14	26.83% 11	4.88% 2	41
Attendance of the students in the class	51.22% 21	36.59% 15	9.76% 4	2.44% 1	41
Overall control of the class	46.34% 19	39.02% 16	12.20% 5	2.44% 1	41
Overall confidence attained in the subject	34.15% 14	46.34% 19	17.07% 7	2.44% 1	41
Overall satisfaction with the faculty	31.71% 13	43.90% 18	21.95% 9	2.44% 1	41

#	OTHER (PLEASE SPECIFY)	DATE
1	Lectures are bit stressing	11/19/2018 5:28 PM

Q23 What is the % of course completion?

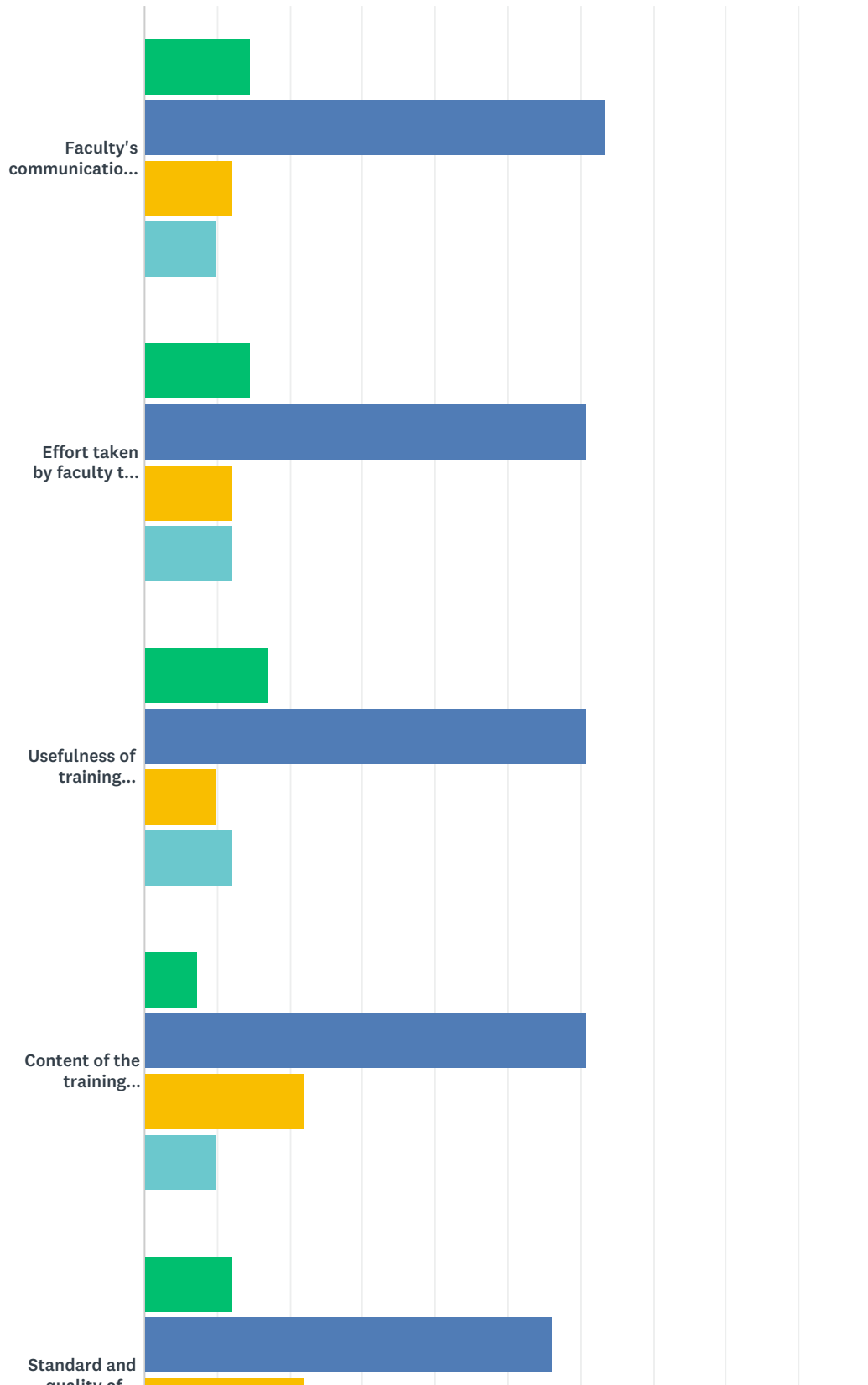
Answered: 41 Skipped: 0

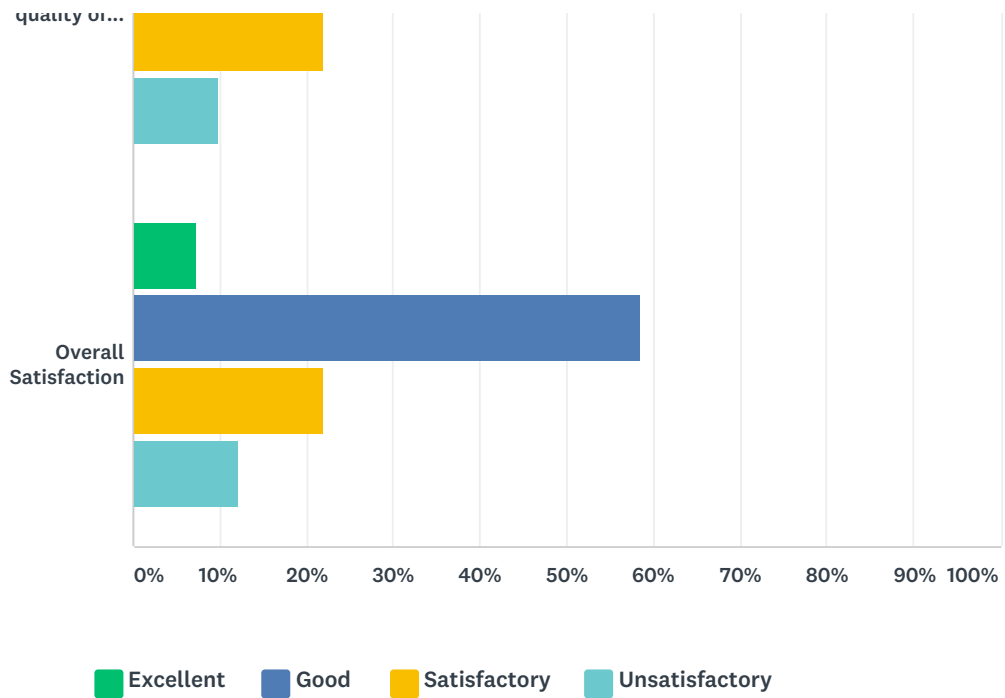


ANSWER CHOICES	RESPONSES	
<70%	4.88%	2
70%- 79%	7.32%	3
80% - 89%	12.20%	5
90% - 99%	48.78%	20
100%	26.83%	11
TOTAL		41

Q24 Please provide your rating in the following areas: Faculty: Ms Rubina Jeremiah

Answered: 41 Skipped: 0

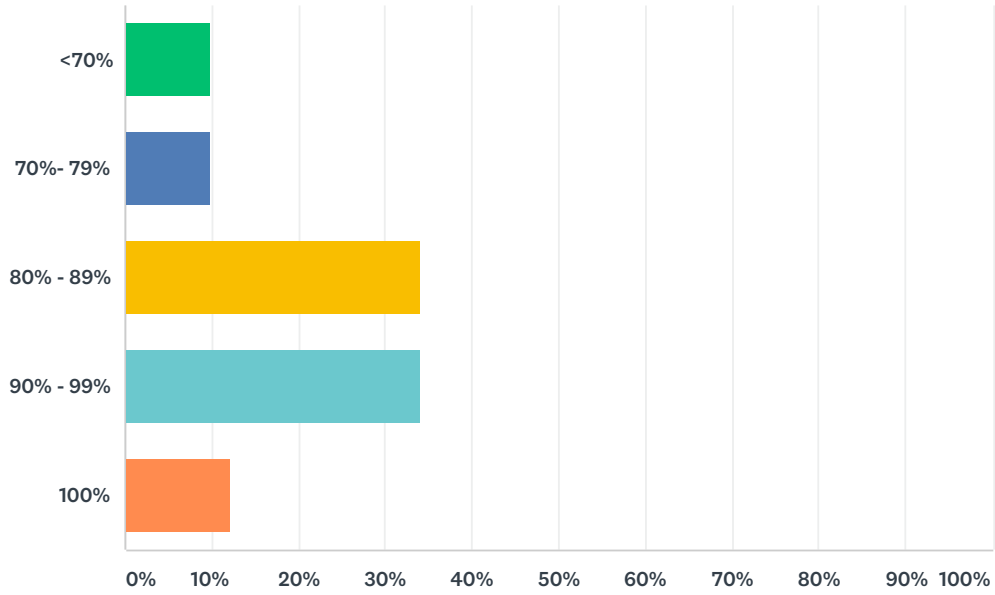




	EXCELLENT	GOOD	SATISFACTORY	UNSATISFACTORY	TOTAL
Faculty's communication with the students	14.63% 6	63.41% 26	12.20% 5	9.76% 4	41
Effort taken by faculty to conduct training activity	14.63% 6	60.98% 25	12.20% 5	12.20% 5	41
Usefulness of training activity	17.07% 7	60.98% 25	9.76% 4	12.20% 5	41
Content of the training activity	7.32% 3	60.98% 25	21.95% 9	9.76% 4	41
Standard and quality of assignment given	12.20% 5	56.10% 23	21.95% 9	9.76% 4	41
Overall Satisfaction	7.32% 3	58.54% 24	21.95% 9	12.20% 5	41

Q25 What is the % of course completion?

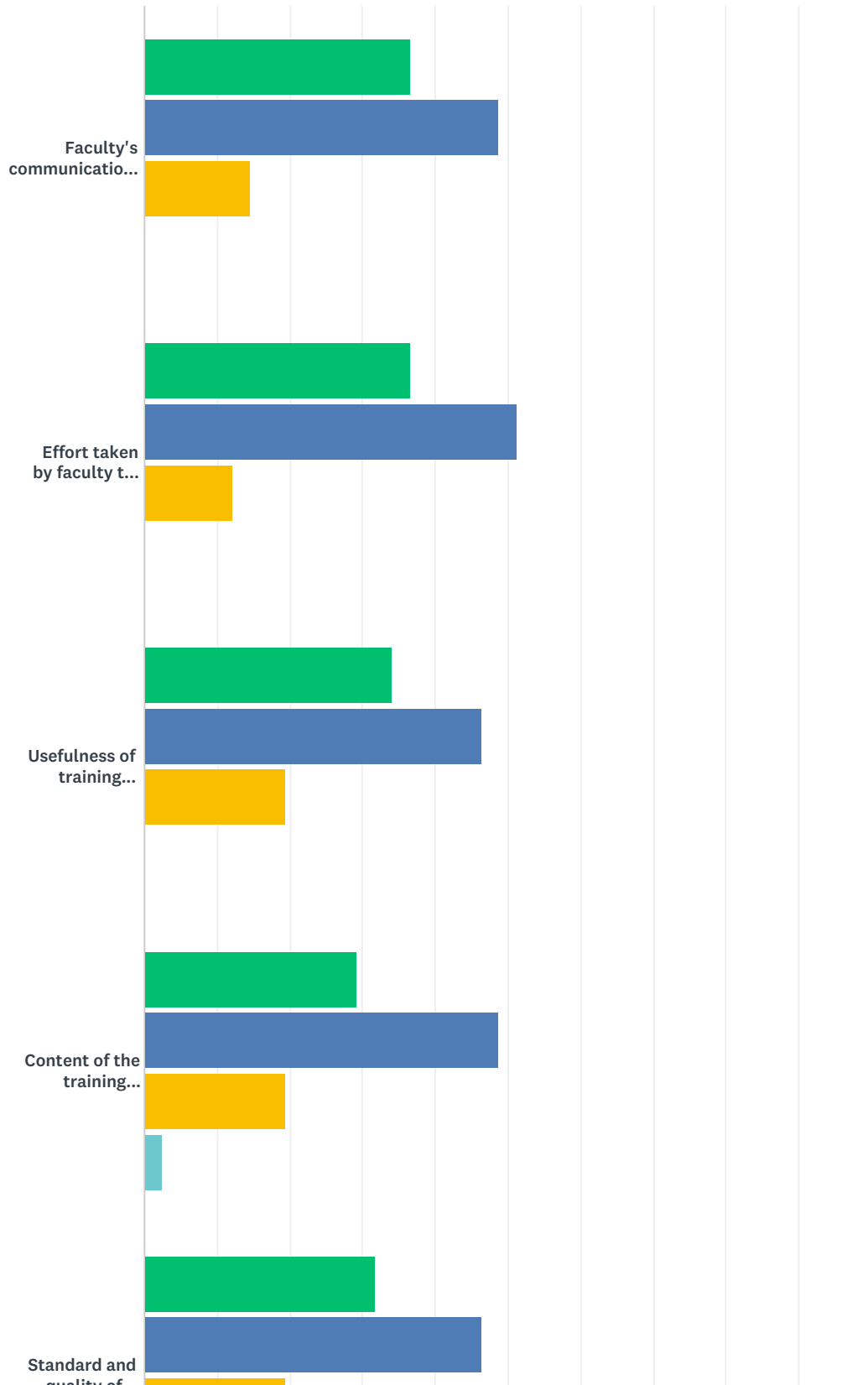
Answered: 41 Skipped: 0

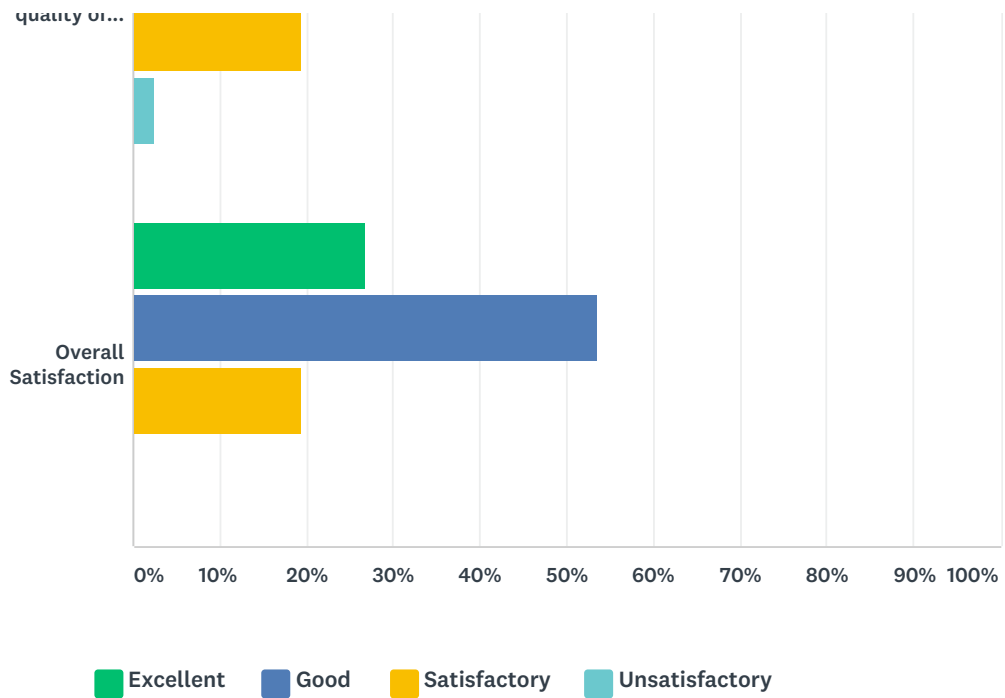


ANSWER CHOICES	RESPONSES	
<70%	9.76%	4
70%- 79%	9.76%	4
80% - 89%	34.15%	14
90% - 99%	34.15%	14
100%	12.20%	5
TOTAL		41

Q26 Please provide your rating in the following areas: Faculty: Dr Asha Vijay Rao

Answered: 41 Skipped: 0

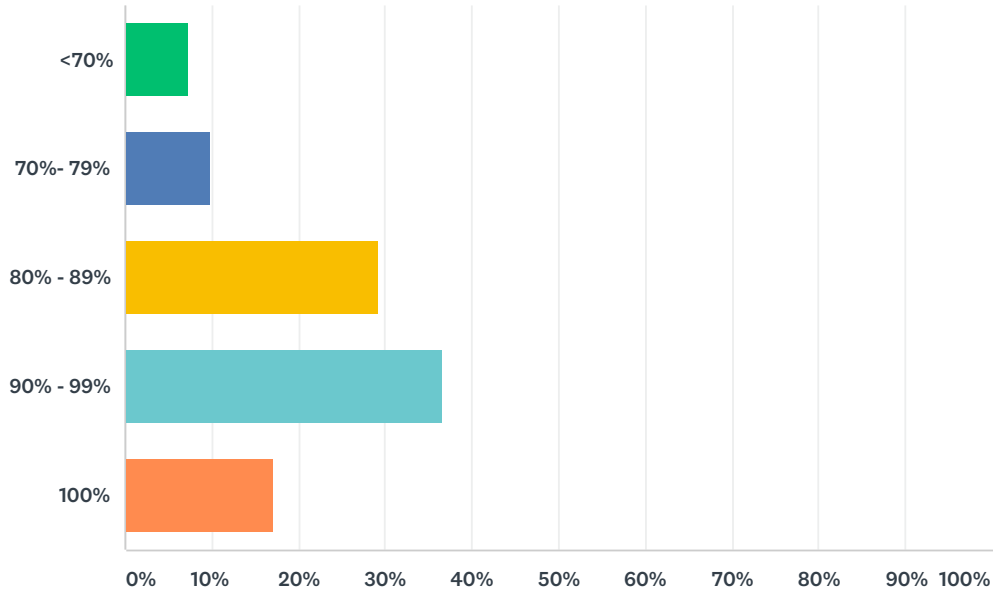




	EXCELLENT	GOOD	SATISFACTORY	UNSATISFACTORY	TOTAL
Faculty's communication with the students	36.59% 15	48.78% 20	14.63% 6	0.00% 0	41
Effort taken by faculty to conduct training activity	36.59% 15	51.22% 21	12.20% 5	0.00% 0	41
Usefulness of training activity	34.15% 14	46.34% 19	19.51% 8	0.00% 0	41
Content of the training activity	29.27% 12	48.78% 20	19.51% 8	2.44% 1	41
Standard and quality of assignment given	31.71% 13	46.34% 19	19.51% 8	2.44% 1	41
Overall Satisfaction	26.83% 11	53.66% 22	19.51% 8	0.00% 0	41

Q27 What is the % of course completion?

Answered: 41 Skipped: 0



ANSWER CHOICES	RESPONSES	
<70%	7.32%	3
70%- 79%	9.76%	4
80% - 89%	29.27%	12
90% - 99%	36.59%	15
100%	17.07%	7
TOTAL		41

Q28 Please indicate your Name and Roll No. (Optional)

Answered: 5 Skipped: 36

ANSWER CHOICES	RESPONSES
Student Name	100.00% 5
Roll No.	100.00% 5

#	STUDENT NAME	DATE
1	KETAKI BAVDHANKAR	11/20/2018 12:24 PM
2	Anamika Bahalkar	11/20/2018 12:18 PM
3	abhijit arun sathe	11/20/2018 12:15 PM
4	vishal darokar	11/20/2018 12:14 PM
5	surabhi langhi	11/20/2018 12:12 PM

#	ROLL NO.	DATE
1	18041	11/20/2018 12:24 PM
2	18020	11/20/2018 12:18 PM
3	18022	11/20/2018 12:15 PM
4	18004	11/20/2018 12:14 PM
5	18007	11/20/2018 12:12 PM